



Annual Budget Fiscal Year 2020-2021





CITY OF HUDSONVILLE, MICHIGAN

ANNUAL BUDGET

For The Fiscal Year

JULY 1, 2020 – JUNE 30, 2021

Adopted on June 9, 2020 in accordance with Sections 7.5 and 7.6 of the Charter of the City of Hudsonville and State of Michigan Public Act 2 of 1968, as amended through Public Act 493 of 2000

For Hudsonville City Commission

Mark Northrup
Toben DeVree
Gary Raterink
Greg Steigenga
Dan Bolhuis
Larry Brandsen
Philip Leerar (Mayor Pro-Tem)

Mayor
Commissioner, Ward 1
Commissioner, Ward 1
Commissioner, Ward 2
Commissioner, Ward 2
Commissioner, Ward 3
Commissioner, Ward 3

CITY OF HUDSONVILLE
ANNUAL BUDGET FY 2020-2021

TABLE OF CONTENTS

Executive Summary	i - xvii
Exhibit 1 – FY 2020-2021 Summary of Revenues and Expenditures	Ex. 1
Exhibit 2 – Schedule of Budget Preparation	Ex. 2
Exhibit 3 – 2020-2021 Organization Chart	Ex. 3
General Operating Fund (101)	1-31
Revenues.....	1-2
City Commission.....	3
City Manager.....	4
Clerk.....	5-6
Information Services.....	7-8
Board of Review.....	9
Administrative Services.....	10-11
Finance & Accounting.....	12-13
Assessor.....	14
Elections.....	15
City Hall Buildings & Grounds.....	16-17
Attorney/Legal Council.....	18
Police.....	19
Fire.....	20
Emergency Services.....	21
Department of Public Works.....	22-23
Planning & Zoning.....	24-25
City Promotion.....	26-27
Employee Fringe Benefits.....	28
Other Expenses.....	29
Debt Service.....	30
Transfers-Out.....	31
Investment Income Fund (125)	32
Major Street Fund (202)	33-39

CITY OF HUDSONVILLE
ANNUAL BUDGET FY 2020-2021

TABLE OF CONTENTS

Revenues.....	33
Street Construction.....	34
Street Routine Maintenance.....	35
Mowing.....	36
Traffic Services.....	37
Winter Maintenance.....	38
Administration.....	39
Local Street Fund (203)	40-46
Revenues.....	40
Street Construction.....	41
Street Routine Maintenance.....	42
Mowing.....	43
Traffic Services.....	44
Winter Maintenance.....	45
Administration.....	46
Park & Recreation Fund (208)	47-49
Revenues	47
Expenditures	48-49
Tax Increment Finance Fund (247)	50-54
Revenues.....	50
Expenditures.....	51-53
Transfers-Out.....	54
DDA Operating Fund (248)	55-56
Revenues	55
Expenditures	56
Library Fund (271)	57-60

CITY OF HUDSONVILLE
ANNUAL BUDGET FY 2020-2021

TABLE OF CONTENTS

Revenues.....	57
Expenditures.....	58-60
Library Endowment Fund (272)	61-62
Revenues.....	61
Expenditures.....	62
2016 Quality of Life Projects Debt Fund (355)	63-64
Revenues.....	63
Debt Service.....	64
Terra Square Fund (551)	65-69
Revenues.....	65
Operations Revenues.....	66
Operations Expenditures.....	67-69
Sewer Fund (590)	70-73
Revenues.....	70
Line Maintenance.....	71-72
Administration.....	73
Water Fund (591)	74-78
Revenues.....	74
Line Maintenance.....	75-76
Administration.....	77-78
Equipment Fund (661)	79-83
Revenues	79-80
Expenditures.....	81-83

CITY OF HUDSONVILLE
ANNUAL BUDGET FY 2020-2021

TABLE OF CONTENTS

Fire Vehicle Fund (663)	84
Exhibit 4 - 2019-2021 Capital Improvements Plan.....	Ex. 4
Exhibit 5 – 2021-2024 Capital Improvements Plan.....	Ex. 5
Exhibit 6 – Ordinance of Adoption (Ord. No. 20-321)	Ex. 6

CITY OF HUDSONVILLE
ANNUAL BUDGET FY 2020-2021

EXECUTIVE SUMMARY

Dear Mayor Northrup and City Commissioners:

We are pleased to present you with the recommended city budget for the fiscal year ending June 30, 2021. This budget document is organized by Fund number, but also includes supplemental materials including charts, exhibits, and this Executive Summary. The Ordinance of Adoption necessary for the approval of the budget is included at the end.

The Charter of the City of Hudsonville specifies the requirements for the proposed budget document. Per the Charter, the following information must be included in the budget document:

- Detailed estimates of all proposed expenditures for each department and office of the city showing the expenditures for corresponding items for the current and last preceding fiscal year. With reasons for increases and decreases recommended, as compared with appropriations for the current year.
- Statements of the bonded and indebtedness of the city showing the debt redemptions and interest requirements, the debt authorized and unissued, and the condition of the sinking fund, if any.
- Detailed estimates of all anticipated income from sources other than taxes and borrowing, with a comparative statement of the amounts received from each of the same or similar sources for the last preceding and current fiscal year.
- A statement of the estimated balance or deficit, as the case may be, for the end of the current fiscal year.
- An estimate of the amount of money to be raised from current and delinquent taxes and the amount from bond issues which, with income from other sources, will be necessary to meet the proposed expenses.
- Such other supporting scheduled as the City Manager or Treasurer may deem necessary or the Commission may require.

This submitted budget meets all of the above criteria.

CITY OF HUDSONVILLE
ANNUAL BUDGET FY 2020-2021

EXECUTIVE SUMMARY

GOAL-DRIVEN BUDGET

In 2018 the City Commission adopted a new Strategic Plan for Hudsonville. The Strategic Plan outlines a process for establishing the city's priorities between 2018 and 2022. Through the completion of the plan's Goals, Strategies, Actions and Tasks, the City will advance its vision that *"Hudsonville will be considered one of the most desirable communities in the state in which to live, work, raise a family, start a business, play or visit."* The 2018-2022 Strategic plan lays out 5 strategic goals which were used as the basis for many of the planned expenditures in this budget. These include:

- **Goal 1: Deliver exceptional, affordable public services and amenities to our community in a professional and courteous manner.**
 - Strategy 1.1: Foster and promote customer service-centered culture that is embraced by every employee and representative of the city.
Supported through the allocation of funds for employee training and development, employee appreciation, and employee wages and benefits that meet market conditions for hiring and retention.
 - Strategy 1.2: Seek efficiencies in operations that lead to potential time and cost savings for our customers.
Supported through the allocation of funds for planning, marketing and promotions, and technology.
 - Strategy 1.3 – Seek to implement new or enhanced public services within our community that attract and retain businesses, provide value to all tax payers and enhance the overall quality of life.
Supported through the allocation of funds for special studies by the City Commission, marketing and promotions, and technology.
- **Goal 2: Strengthen the foundation, enhance the value, and improve the quality and sustainability of our neighborhoods.**
 - Strategy 2.1: Ensure our residents are encouraged and empowered to preserve or improve the quality of their neighborhoods.
Supported through the allocation of funds for technology, planning, marketing and economic development.
 - Strategy 2.2: Develop services, policies and ordinances that seek to enhance and beautify our community.
Supported through the allocation of funds for planning, code enforcement, landscaping/mowing/weed control, and special studies.
 - Strategy 2.3: Enhance the quality of life in and around the Presidential Estates neighborhood.
Supported through the allocation of funds for police services and code enforcement.
- **Goal 3: Maintain a safe and secure city, which is fundamental to the quality of life and economic vitality in our community.**
 - Strategy 3.1: Annually allocate appropriate funding for critical Fire, Police, EMD, and DPW personnel to cover training, equipment, community engagement and education.
Supported through the allocation of funds for the Police, Fire, Emergency Services, and DPW departments; and the purchase of new equipment.
 - Strategy 3.2: When emergencies arise, public safety officials are professional, efficient and effective in their work.
Supported through the allocation of funds for employee training and professional development.

CITY OF HUDSONVILLE
ANNUAL BUDGET FY 2020-2021

EXECUTIVE SUMMARY

- **Goal 4: Grow and maintain a strong and diverse economy through new public/private investments in our downtown and the continued attraction of business and industry.**
 - Strategy 4.1: Complete the 2016 Bonded Quality of Life Enhancement Projects
The Quality of Life Enhancement projects are now all complete.
 - Strategy 4.2: Further the improvement and redevelopment of the downtown area.
Supported through the allocation of funds for planning, marketing redevelopment-ready properties, special studies, property appraisals and acquisitions, special studies, etc.
 - Strategy 4.3: Enhance the City's vehicular transportation network in a way that simultaneously improves efficiency and preserves the character of our community.
Supported through the allocation of funds for street design and improvement in the Major and Local Street Funds and special studies by the City Commission.

- **Goal 5: Thoughtful planning and operations that ensure the long-term viability of the City's finances, assets, and environment.**
 - Strategy 5.1: Restore and maintain a minimum fund balance of at least 20% of annual revenues.
Supported through a General Fund budget surplus of \$66,400 and an anticipated year end fund balance of \$616,400.
 - Strategy 5.2: Prioritize street maintenance and repair at the top of the list for public services.
Supported through the allocation of over \$1.2M for street repair and maintenance.
 - Strategy 5.3: Pursue a controlled waste hauler program that seeks to minimize wear and tear on our streets, mitigate traffic congestion, reduce air and noise pollution, provide quality waste and recycling services at a reasonable price, and enhance the overall safety and welfare of our community.
Supported through the allocation of funds for special studies by the City Commission.
 - Strategy 5.4: Seek to improve our City parks and open spaces.
Supported through the allocation of funds in Fund 208 (Parks & Recreation) for park improvements and maintenance.
 - Strategy 5.5: Implement policies, programs, and investments that serve to preserve and protect the environment.
Supported through the allocation of funds for special studies by the City Commission and general park improvements.

RESTORING THE CITY'S GENERAL FUND RESERVES

As noted above, Strategy 5.1 of the Strategic Plan is to *"Restore and maintain a minimum fund balance of at least 20% of annual revenues"* (in the General Fund). This strategy was predicated on the fact that over the past several fiscal years, the city had to utilize its General Fund reserves to balance the budget when operational expenditures were outpacing revenues. This trend was due in large part to reduced revenue sharing from the

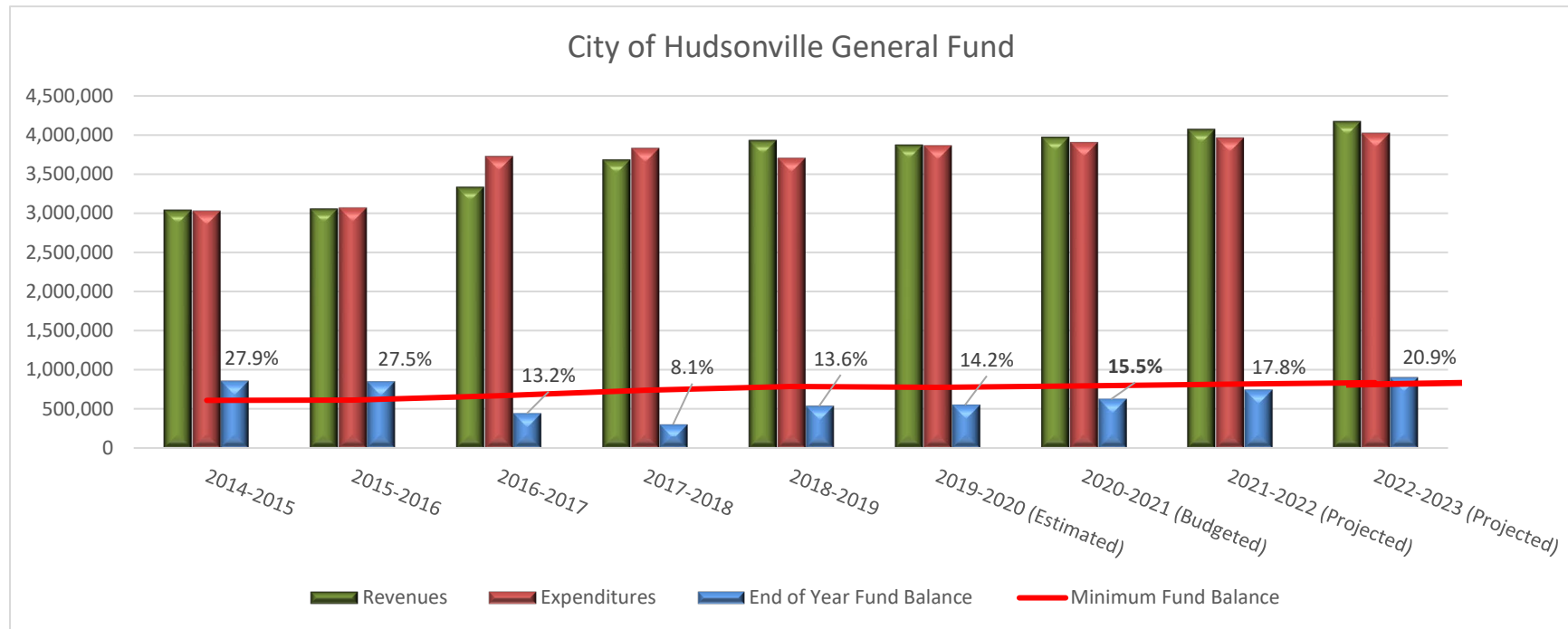
CITY OF HUDSONVILLE
ANNUAL BUDGET FY 2020-2021

EXECUTIVE SUMMARY

state (which is discussed in detail below), and slow property tax growth; coupled with the supplement of street repair costs, increasing pension obligations and other operational costs, a combination of new and old debt payments, and the new quality of life capital investments. This pattern led to the drawdown of General Fund reserves to below 20% of annual revenues.

Budgeted annual General Fund revenues for 2020-2021 are around \$3.9M. Therefore a 20% fund balance would be equal to a little over \$780,000. The previous budget projected the city would restore its fund balance to this level at the end of fiscal year 2019-2020. **However due to the COVID-19 pandemic which had a negative financial impact on the city, the projected 2019-2020 fiscal year end General Fund balance is expected to only grow by \$15,000 to just over \$549,000**, or around 14.2% of the year's revenues.

This budget shows a 2.6% *increase* in revenues and a 1.3% *increase* in expenditures from the prior year. **Based on all budget projections, by the end of fiscal year 2021 the General Fund balance is estimated to increase to over \$616,000, or 15.5% of current annual revenues.**

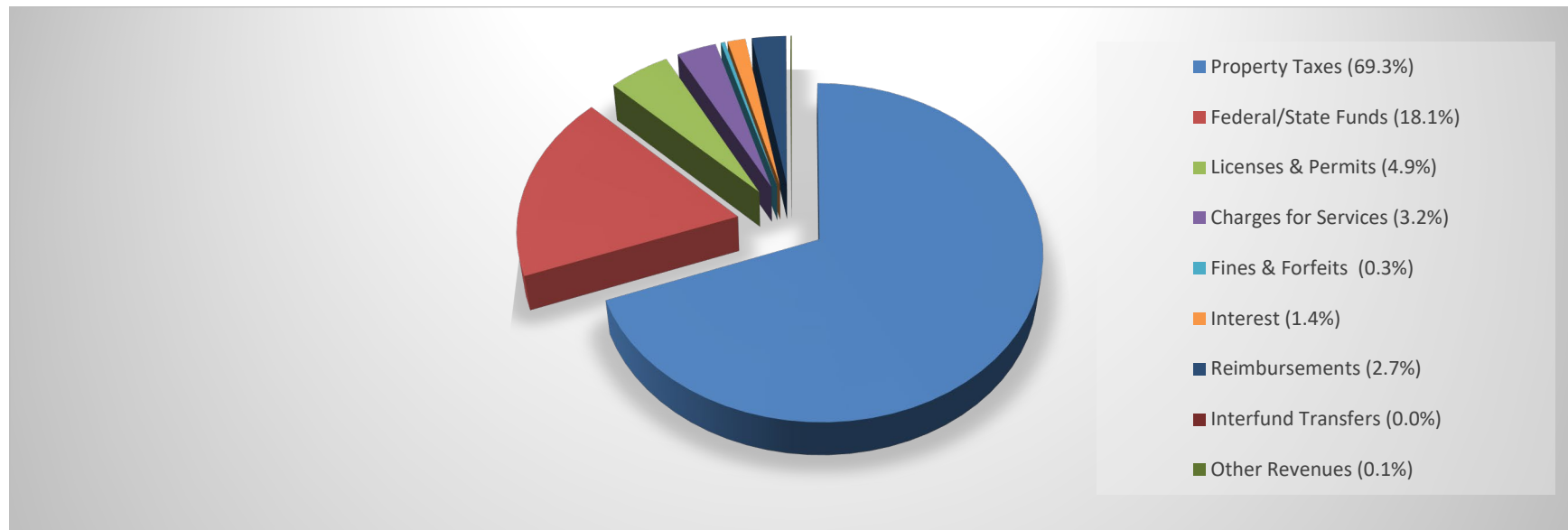


CITY OF HUDSONVILLE
ANNUAL BUDGET FY 2020-2021

EXECUTIVE SUMMARY

REVENUE SOURCES

Core governmental functions are funded through the City's General Fund. The primary source of revenue for the General Fund are property taxes which constitute over 69% of all funds available for general operations. The city anticipates receiving about \$2.7M in property tax revenues in the 20-21 fiscal year, an increase of about \$150,000 over the prior fiscal year. This revenue source is up again thanks to continued growth in property values and new residential, commercial and industrial construction activity in the City. This topic is discussed further on page vii. The pie chart below illustrates the distribution of various revenue types that the General Fund receives.



REVENUE SHARING

The city's second largest revenue source for government operations is Federal/State Funds, which comprises about 18% of all revenues. The city anticipates receiving about \$626,000 in revenue sharing in the 20-21 fiscal year, a decrease of about \$49,000 over the prior fiscal year. **This decrease due to the anticipated state-wide financial impacts of the COVID-19 Pandemic, specifically a reduction in collected state sales tax.** is Michigan cities, villages, and townships receive revenue earmarked by the state constitution and statute to help pay for core governmental services such as police protection, fire service, roads, water and sewer service, etc. These funds are known as "revenue sharing", which includes both constitutional and statutory payments.

CITY OF HUDSONVILLE
ANNUAL BUDGET FY 2020-2021

EXECUTIVE SUMMARY

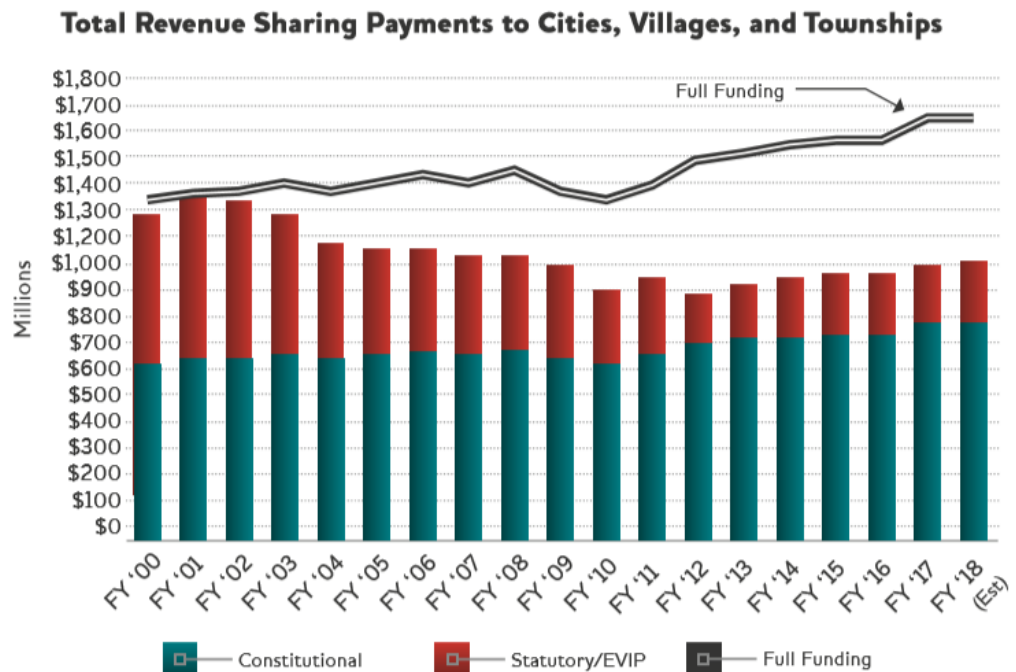
The constitutional portion consists of a portion of the gross collections from the sales tax distributed to cities, villages, and townships based on their population. This amount is set by the state constitution. The Legislature must appropriate whatever is calculated. It cannot reduce or increase the constitutional portion.

The statutory portion of revenue sharing has traditionally been distributed by a formula (set forth in Public Act 532 of 1998), rather than on a per capita basis, to compensate for variations in local governments' service delivery needs, infrastructure maintenance requirements, and ability to generate local tax revenue. Like constitutional revenue sharing, statutory revenue sharing is also based on a percentage of the gross collections from the state sales taxes. This means that when the economy in Michigan is doing well, revenue sharing should be increasing.

However, because state law sets the statutory portion, the governor and Legislature have the ability to adjust the distributed amount each year. Unfortunately, they have increasingly used this ability to cover state budget shortfalls in year's past to the detriment of Michigan communities, especially during the mid-2000's recession when local budgets were already strained by drops in property value. The 1998 formula was designed to be phased in over time but due to funding cuts, it has never been fully implemented.

The Michigan Municipal League (MML) has been tracking and reporting on this issue for several years. The chart to the right illustrates the gap between actual revenue sharing received by Michigan communities since 2000, and what was actually promised to them by the state (full funding). MML reports that over \$8.6 Billion has been diverted away from communities by the state. According to an analysis of 225 Michigan cities performed by Save my City, a campaign to educate how municipalities are funded in our state, revenues for State Revenue Sharing went from 19.6% of total revenues in 2002 to 13.9% in 2017.

This disinvestment by the State has led to the financial crisis that many Michigan communities are now facing. Between 2003 and 2017, the City of Hudsonville has been shorted an average of over \$193,300 in revenue sharing each year for a cumulative loss of nearly \$2.9M. As noted above, this was one of the driving factors that forced the city to utilize fund reserves pay for public services.



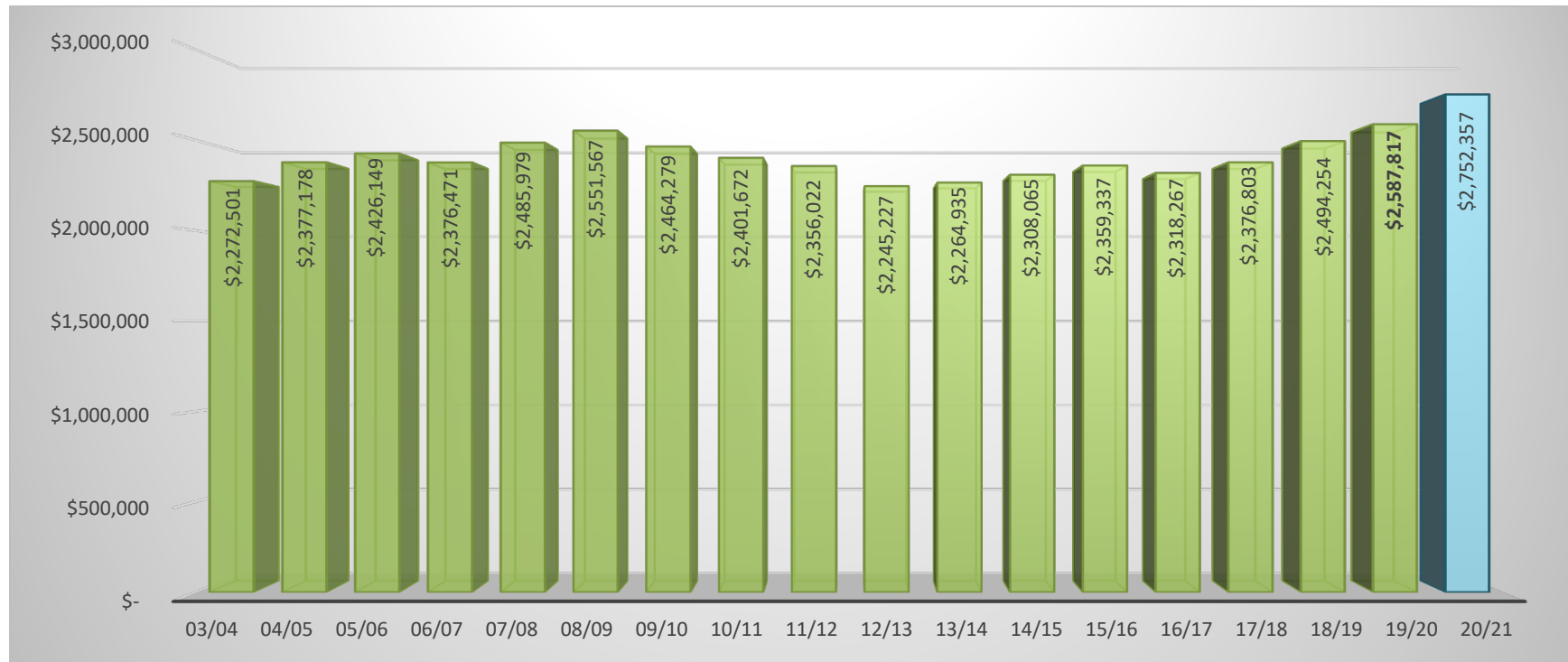
CITY OF HUDSONVILLE
ANNUAL BUDGET FY 2020-2021

EXECUTIVE SUMMARY

PROPERTY TAX REVENUES

The city's property tax revenues are projected to increase by nearly \$150,000 to just over \$2.7 million. This will be the highest property tax revenues ever collected in city history, surpassing the previous high water mark of \$2.58M in FY 19-20. The continued growth is due primarily to an increase in the city's total taxable value (discussed below). **It is noted however that the 20-21 tax roll was set prior to the beginning of the COVID-19 pandemic. As such, any negative impacts on city property values resulting from COVID-19 will not likely be felt until the next fiscal year.**

The graph below illustrates the city's historical property tax revenues over the past 17 years, along with the FY 20-21 projected amount.



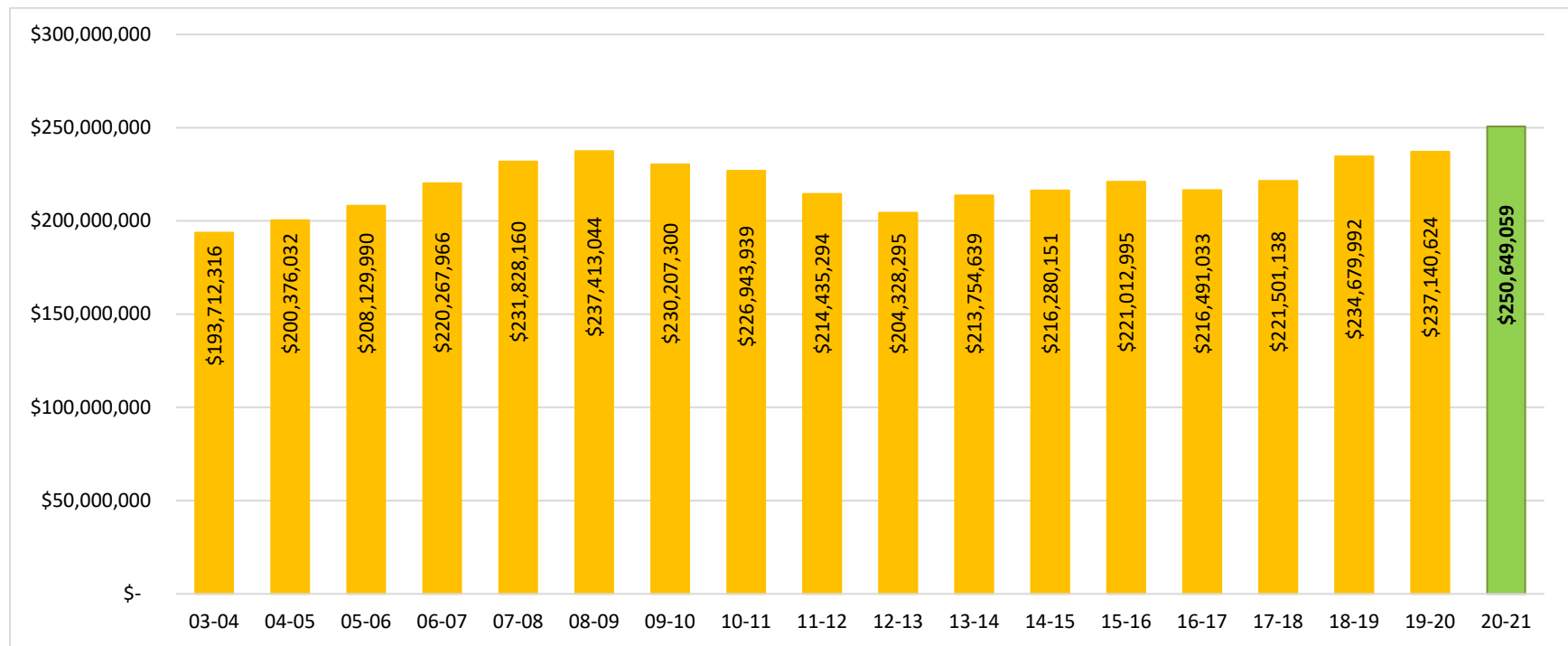
City Property Tax Revenues - 2004-2021

CITY OF HUDSONVILLE
ANNUAL BUDGET FY 2020-2021

EXECUTIVE SUMMARY

TAXABLE VALUES

Revenues from property taxes are closely correlated to the city's total taxable value (TTV). As shown below, Hudsonville's TTV continues to climb out of the 12-13 "trough" that followed the economic recession. This year the city's taxable value is expected to grow by over \$13 million to \$250.6M. This represents an increase of about 5.70% and it is the city's fourth consecutive year of positive tax growth. The positive growth in TTV can be attributed to property sales in a strong real estate market (which leads to their "uncapping"), as well as new construction investments in the city's residential, commercial and industrial sectors. The increase in TTV helps generate additional tax revenues, as discussed above. Tax revenue growth could be even higher than projected given the amount of (unaccounted) new residential and commercial construction activity occurring in the city.



Total Taxable Value of City Property - 2004-2021

CITY OF HUDSONVILLE
ANNUAL BUDGET FY 2020-2021

EXECUTIVE SUMMARY

THE IMPACT OF PROPOSAL A ON TAXABLE VALUE

The taxable value of each property is capped and limited by Proposal A. Under this Act, the taxable values of individual parcels cannot increase more than 5% or the rate of inflation, whichever is less. For FY 20-21 the inflationary factor as set by the state capped the increase in taxable value at 1.019%, down slightly from the previous year.

The table below shows an 18 year history of the maximum allowable increases for taxable value under Proposal A, which was enacted in 1995. Since then, taxpayers have directly benefited due to the capping of their taxable property values during times of economic prosperity. However, the law has also had the unfortunate negative consequence of limiting the city's ability to recoup lost property tax revenues after the 2008 economic recession, which dramatically reduced the city's taxable values. As a result, the city's current taxable value is still on par with pre-recession levels, yet all the while the cost of city-provided services has continued to increase at a faster rate than that of Proposal A. This places the city at a significant economic disadvantage, and is yet another reason why Hudsonville has needed to utilize fund reserves to balance the budget in years past.

Maximum Allowable Property Tax Increases Under Proposal A

Year	% Increase	Year	% Increase	Year	% Increase
2000	1.900%	2007	3.700%	2014	1.600%
2001	3.200%	2008	2.300%	2015	1.600%
2002	3.200%	2009	4.400%	2016	1.003%
2003	1.500%	2010	0.997%	2017	1.009%
2004	2.300%	2011	1.700%	2018	1.021%
2005	2.300%	2012	2.700%	2019	1.024%
2006	3.300%	2013	2.400%	2020	1.019%

MILLAGE RATE

Since 2006 and throughout the subsequent economic downturn, the City of Hudsonville has maintained a millage levy of 11.2303 mills. In addition, properties located within the Downtown Development Authority (DDA) boundary levy 1.00 mills upon themselves for DDA maintenance and operations such as downtown parking lot maintenance and street light energy bills.

Under a state law known as the Headlee Amendment, the city is legally able to increase its operating millage rate to 16.9933 mills. Many communities in Michigan have been forced to levy their maximum allowable millage rates due to various economic hardships, most notably the crippling financial burden of unfunded pension liabilities and other post-employment benefits. Fortunately, through foresight and fiscal conservancy, the City of

CITY OF HUDSONVILLE
ANNUAL BUDGET FY 2020-2021

EXECUTIVE SUMMARY

Hudsonville has been able to avoid these pitfalls and therefore maintain a relatively low millage rate.

The table below indicates both the maximum allowable (as rolled back under the Headlee Amendment) and the recommended millage rate for the city and the DDA

Current City Millage Rates		
Function	Maximum Allowable*	Recommended Rate
General Operating	16.9933	11.2303
DDA Operating	1.7196	1.000

*As adjusted under Headlee Amendment

MILLAGE RATE ROLLBACKS

As stated, since 2006 the City of Hudsonville has levied a total of 11.2303 mills. However, between 2000 and 2006, the city rolled its General Operating millage levy back on three separate occasions for a total reduction of 2.1239 mills, as shown in the table below.

The millage rate was rolled back during times of economic prosperity and when the city had large fund balance reserves. Although the millage rollbacks benefited the city's taxpayers, they also had an unforeseen negative effect on the city due to the 2008 economic downturn and recession that followed. Like many Michigan communities, Hudsonville saw its tax revenues and state shared revenues began to decline after 2009, causing the city to begin utilizing its fund reserves to cover budget shortfalls for general operations and capital improvement costs.

Hudsonville Millage Rate Reductions		
Year	Millage Rate	Change From Previous Rate
Before 2001	13.3542 Mills	N/A
2001-2003	12.2369 Mills	-1.1173 Mills
2004-2005	12.2322 Mills	-0.0047 Mills
2006 to Present	11.2303 Mills	-1.0019 Mills
Total Millage Reduction		2.1239 Mills

CITY OF HUDSONVILLE
ANNUAL BUDGET FY 2020-2021

EXECUTIVE SUMMARY

MILLAGE RATE COMPARISON

At 11.2303 mills, Hudsonville currently levies the fifth lowest millage rate among neighboring cities and villages (see table below). Determining the appropriate millage rate in a community is dependent upon a number of factors including the population and size of the community, as well as their annual operational costs.

More importantly however is the total taxable value (TTV) of the community, which directly influences the amount of revenue that each mill will generate. In Hudsonville for example, one mill generates about \$245,000 in revenue for the city. However, in Zeeland, where the city's TTV is nearly double that of Hudsonville's, that same one mill will generate about \$490,000 for them. This comparison provides a clear justification for our city's desire to maintain property values and grow the tax base. Having a healthy tax base increases our ability to provide quality public services and make capital improvements, while continuing to operate on a comparatively low millage rate.

City/Village Millage Rate Comparison

Municipality	Current Millage Rate	Current Population	Area (Sq. Miles)	Current TTV
City of Holland	15.2338 Mills	33,327	17.35	\$831.1 Million
City of Coopersville	13.5352 Mills	4,377	4.81	\$125.6 Million
City of Grand Haven	12.6314 Mills	11,064	7.36	\$639.2 Million
City of Hudsonville	11.2303 Mills	7,349	4.14	\$250.6 Million
City of Zeeland	11.1354 Mills	5,564	3.01	\$486.5 Million
City of Grandville	11.0500 Mills	15,948	7.67	\$735.4Million
Village of Spring Lake	10.3600 Mills	2,493	1.74	\$144.1 Million
City of Ferrysburg	8.0323 Mills	3,006	3.59	\$198.2 Million

MILLAGE RATE RECOMMENDATION

Based on the city's 2018-2022 Strategic Plan Goals and the various economic factors described herein, **the Finance Director and I recommend that the City Commission maintain the current 11.2303 millage rate for the 2020-2021 fiscal year.**

CITY OF HUDSONVILLE
ANNUAL BUDGET FY 2020-2021

EXECUTIVE SUMMARY

DEBT OBLIGATIONS

The city has two outstanding debt obligations on its books with a combined outstanding balance of \$4,475,000. Both debts are paid for out of the General Fund.

In 2016 the City Commission bonded for approximately \$4.7 million in new capital improvements known as "*Quality of Life Enhancement Projects*". These include the Terra Square farmers market and community center, the Harvey Street woonerf, the Chicago Drive landscape enhancements, and the Service Road streetscape enhancements. This bond will mature in 2047 and it is noted that the DDA contributes 20% of its annual TIF capture towards the principal and interest payments on this debt. In 2012, the city borrowed \$300,000 in installment purchase notes for the construction of a new \$2.1 million DPW facility. The rest was paid in cash out of the city's fund reserves. This note will mature in 2027.

As noted earlier, Hudsonville's current total taxable value is \$250,649,059. State statute limits the amount of general obligation installment note debt that governmental entities may issue to 1.25% of its total taxable valuation, and the amount of general obligation bond debt to 10% of its total taxable valuation, exclusive of interest. The current debt limitation for the City of Hudsonville is therefore \$3,133,113 (1.25% of TTV) for installment note debt, and \$25,064,906 (10% of TTV) for bond debt. As shown below, the city currently owes \$140,000 on installment note debt, and \$4,335,000 in bond debt, both well under the state-mandated limitations.

Last year (19-20) the city paid \$369,805 towards outstanding debt (principle and interest). In the upcoming 20-21 fiscal year the city will pay \$370,845 (\$1,040 more) in principle and interest payments.

<u>Type</u>	<u>Name</u>	<u>Origination</u>	<u>Maturity</u>	<u>Outstanding Principal Balance</u>	<u>19-20 P&I Payments</u>	<u>20-21 P&I Payments</u>
Note	DPW Building	2012	2027	\$140,000	\$25,180	\$24,620
Bond	Quality of Life Enhancement	2016	2047	\$4,335,000	\$344,625	\$346,225
TOTAL				\$4,475,000	\$369,805	\$370,845

CITY OF HUDSONVILLE
ANNUAL BUDGET FY 2020-2021

EXECUTIVE SUMMARY

BUDGET SUMMARY

On the following page is a breakdown of the proposed budget by various fund types.

The **General Fund** includes operating revenues and expenses for basic core services provided by the City of Hudsonville, including various city departments and emergency services.

The Water and Sewer Funds make up the **Enterprise Funds**.

Finally, the **Other Funds** column includes a combination of the Equipment, Streets, Parks, Library, DDA & TIFA, Terra Square, Debt, Bond and Public Improvement funds. These funds have their own sources of revenue dedicated for a specific purpose. Expenditures are categorized by primary function. Legislative represents the City Commission's Department. General Government includes most administrative departments, and Public Works expenditures include all operational and capital expenditures for water, sewer, and streets.

CITY OF HUDSONVILLE
ANNUAL BUDGET FY 2020-2021

EXECUTIVE SUMMARY

	2020-2021 Budget at a Glance			
	General Fund	Enterprise Funds	Other Funds	Totals
Revenues by Source				
Property Taxes	\$ 2,752,357	\$ -	\$ 355,456	\$ 3,107,813
Federal/State Funds	\$ 717,848	\$ 135,840	\$ 868,909	\$ 1,722,597
Licenses & Permits	\$ 195,950	\$ -	\$ -	\$ 195,950
Charges for Services	\$ 125,510	\$ 2,302,450	\$ 524,197	\$ 2,952,157
Fines & Forfeits	\$ 13,000	\$ 15,500	\$ 8,273	\$ 36,773
Interest	\$ 56,600	\$ -	\$ 59,577	\$ 116,177
Reimbursements	\$ 108,150	\$ 2,250	\$ -	\$ 110,400
Interfund Transfers	\$ -	\$ -	\$ 958,602	\$ 958,602
Other Revenues	\$ 3,800	\$ 1,000	\$ 656,650	\$ 661,450
Other Financing Source	\$ -	\$ -	\$ 51,237	\$ -
Total Revenues	\$ 3,973,215	\$ 2,457,040	\$ 3,482,901	\$ 9,913,156
Expenditures by Activity				
Legislative	\$ 73,988	\$ -	\$ -	\$ 73,988
General Government	\$ 1,512,150	\$ -	\$ 833,620	\$ 2,345,770
Public Safety	\$ 898,581	\$ -	\$ -	\$ 898,581
Public Works	\$ 309,934	\$ 1,864,959	\$ 1,478,957	\$ 3,653,850
City Promotions	\$ 123,491	\$ -	\$ -	\$ 123,491
Parks & Recreation	\$ -	\$ -	\$ 256,633	\$ 256,633
Debt Service	\$ 24,620	\$ -	\$ 356,075	\$ 380,695
Capital Outlay	\$ 43,500	\$ 391,500	\$ 510,693	\$ 945,693
Interfund Transfers	\$ 920,463	\$ -	\$ 38,639	\$ 959,102
Total Expenditures	\$ 3,906,727	\$ 2,256,459	\$ 3,495,617	\$ 9,637,803
Beginning Fund Balance	\$ 549,951	\$ 10,775,453	\$ 3,214,802	\$ 14,764,321
Ending Fund Balance	\$ 616,439	\$ 10,976,034	\$ 3,223,086	\$ 15,039,674

CITY OF HUDSONVILLE
ANNUAL BUDGET FY 2020-2021

EXECUTIVE SUMMARY

Below is a more detailed breakdown of the total budgeted expenditures, by each fund, for the current and two prior fiscal years. Totals include inter-fund transfers.

Fund #	Fund Name	FY 18-19	FY 19-20	FY 20-21
101	General Fund	\$3,643,398	\$3,857,789	\$3,906,727
202	Major Streets	\$541,979	\$608,283	\$1,018,724
203	Local Streets	\$266,990	\$376,640	\$241,985
208	Park & Recreation Fund	\$400,287	\$387,419	\$413,126
247	TIF	\$121,939	\$149,325	\$442,897
248	DDA	\$12,787	\$12,341	\$12,991
271	Library Operating	\$426,739	\$475,087	\$467,585
551	Terra Square Fund	\$136,012	\$192,573	\$215,336
590	Sewer Fund	\$1,660,530	\$1,093,876	\$1,221,516
591	Water Fund	\$1,194,517	\$1,553,914	\$1,034,943
661	Equipment Fund	\$435,867	\$511,087	\$312,248
All Other	All Other Funds	\$2,057,390	\$879,101	\$349,725
Total		\$10,898,435	\$10,097,435	\$9,637,803

CITY OF HUDSONVILLE
ANNUAL BUDGET FY 2020-2021

EXECUTIVE SUMMARY

CAPITAL EXPENSES

This budget includes over \$1.5M in planned capital expenditures. Capital expenses generally include those projects and equipment purchases which exceed \$5,000 and can be depreciated. The City Commission reviews and provides input on the proposed Capital Improvement Plan prior to budget adoption. Capital Improvement projects for the next five fiscal years are detailed on Exhibits 3 and 4 in the budget. Significant capital projects and expenses that are scheduled to occur this year include (but are not limited to):

Road Projects

- West Van Buren Resurfacing/Reconstruction - \$96,030
- 32nd Ave Widening/Dual Left Turn Lanes – \$403,574
- Plaza/Central Realignment (**Contingent Upon Adequate Act 51 Funding**) - \$149,000
- Misc. Major Street Repairs (various resurface, sealcoat, crack seal work, location TBD) - TBD

Park Improvements

- Buttermilk Creek Trail – (Non-motorized pathway from New Holland to Allen St.) - \$126,493
- Summergreen Park Improvements (fishing structures, pathways, etc.) - \$30,000

Water System Projects

- Kiel & Lincoln Water Main Replacement - \$295,000
- Upgrade Control & Communication Equipment - \$46,500

Sewer System Projects

- SAW Program – Phase 3 of 3 (Stormwater Asset Management & Wastewater Program with F&V) - \$150,933
- Replace Two Lift Station Pumps & Upsize Discharge Pipes & Valves - \$40,000
- Lift Station Pump & Valve Replacement Program - \$10,000

Equipment Purchases/Capital Maintenance Items

- Replace Compact Loader Tractor With Toolcat - \$64,000
- Replace Pick Up Truck #195- \$30,000
- Replace City Van (**Contingent upon State Shared Revenues**) - \$21,000
- Replace City Hall Rooftop Unit Ph. 1 of 2 (Set funds aside) - \$27,500
- City Hall Front Counter Reconfiguration - \$5,000
- Terra Square HVAC Controls Upgrade - \$7,173

CITY OF HUDSONVILLE
ANNUAL BUDGET FY 2020-2021

EXECUTIVE SUMMARY

PERSONNEL

The budget includes 1 Mayor, 6 Commissioners, 20 full-time employees, 2 part-time Administrative Assistants, 1 part-time Deputy Clerk, 3 part-time Facility Maintenance employees, 4 part-time Terra Square employees, 1 part-time Emergency Services Director, 1 part-time Fire Chief, 14 part-time library employees, 16 paid on-call Fire Fighters and 8 paid on-call Emergency Services personnel.

Employee Wages

A 2.0% cost-of-living wage increase is recommended for all full and part time employees. This includes all SEIU union employees. Some employees will also receive "step-increase" according to their date of hire with the City.

Employee Benefits

For FY 2020-2021, employee health care premium amounts are projected to increase by 5% in each category (i.e. single, 2-person and family). The increase will necessitate a 1% adjustment of the current Employer/Employee health insurance contribution amounts (i.e. 82%/18%) due to the fact that the city has to remain under the state-imposed hard-cap limit for employer health care premiums.

It is projected that the city's contributions to the MERS DB pension plan will *increase* by \$1,857 per month next year, for a total annual increase of \$22,284. It is noted that there are no longer any current employees who are on the city's defined benefit retirement plan.

All other employee benefit costs will remain unchanged.

SUMMARY

This proposed FY 2020-2021 Budget is structured to meet the Goals, Objectives and Action steps of the City's 2018-2022 Strategic Plan. As always, we would like to acknowledge and thank all of the city employees who aided in the preparation of this budget. Our staff, particularly our Department Heads, continue to make efforts to increase revenues, reduce expenditures, and improve overall operations in the city in order to be more efficient and effective in our service to the public. This budget is but a mirror reflection of the tremendous amount of dedication, commitment, service and effort that our city employees give each day.

Respectfully submitted,



Patrick B. Waterman
City Manager



Keyla Garcia
Finance Director

Exhibit 1 - FY 2020-2021 Summary of Revenues & Expenditures

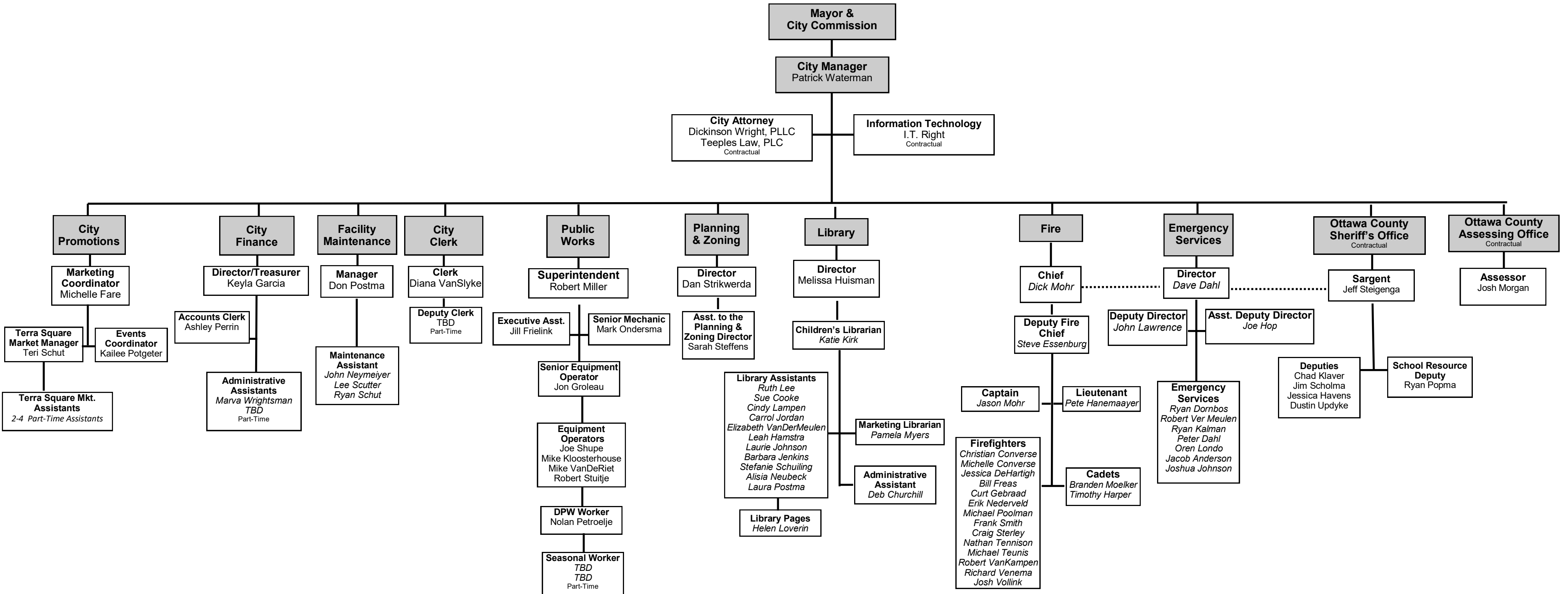
FUNDS	2020 Projected Year-End Revenues	2021 Revenues	Difference	2020 Projected Year-End Expenditures	2021 Expenditures	Difference	Surplus/ (Shortfall)	Projected Year End Fund Balance	Percent of Revenues
101 - General Fund	\$3,873,579	\$3,973,215	2.6%	\$3,857,789	\$3,906,727	1.3%	\$66,488	\$616,439	15.5%
202 - Major Street Fund	\$604,745	\$756,500	25.1%	\$608,283	\$1,018,724	67.5%	(\$262,224)	\$186,852	24.7%
203 - Local Street Fund	\$303,046	\$191,910	-36.7%	\$376,640	\$241,985	-35.8%	(\$50,075)	\$82,081	42.8%
208 - Park/Recreation Fund	\$179,798	\$264,237	47.0%	\$387,419	\$413,126	6.6%	(\$148,889)	\$20,206	7.6%
247 - Tax Increment Fund	\$622,453	\$793,613	27.5%	\$149,325	\$442,897	196.6%	\$350,716	\$1,899,272	239.3%
248 - DDA Operating Fund	\$16,420	\$16,551	0.8%	\$12,341	\$12,991	5.3%	\$3,560	\$52,891	319.6%
271 - Library Fund	\$474,949	\$467,769	-1.5%	\$475,087	\$467,585	-1.6%	\$184	\$58,712	12.6%
551 - Terra Square	\$136,279	\$215,336	58.0%	\$192,573	\$215,336	11.8%	\$0	\$43,613	20.3%
590 - Sewer Fund	\$1,599,542	\$1,514,940	-5.3%	\$1,093,876	\$1,221,516	11.7%	\$293,424	\$4,590,122	303.0%
591 - Water Fund	\$1,232,474	\$942,100	-23.6%	\$1,553,914	\$1,034,943	-33.4%	(\$92,843)	\$6,610,028	701.6%
661 - Equipment Fund	\$268,607	\$336,831	25.4%	\$511,087	\$312,248	-38.9%	\$24,583	\$768,032	228.0%
663- Fire Vehicle Fund	\$173,781	\$40,000	-77.0%	\$0	\$0	0.0%	\$40,000	\$213,781	534.5%
All Other Funds	\$955,910	\$400,125	-58.1%	\$879,101	\$349,725	-60.2%	\$50,400	N/A	N/A
TOTALS	\$10,441,582	\$9,913,127	-5.1%	\$10,097,435	\$9,637,803	-4.6%	\$275,324	\$15,142,027	

Exhibit 2
CITY OF HUDSONVILLE
ANNUAL BUDGET FY 2020-2021

SCHEDULE OF BUDGET PREPARATION

<u>DATE</u>	<u>ACTIVITY</u>
January 23, 2020	City Manager meets with DPW Superintendent, Planning Director and City Engineer to discuss capital projects.
January 24, 2020	Department Heads are given budget preparation forms by Deputy Finance Director.
February 25, 2020	General overview of proposed Capital Improvement Plan is given to City Commission at work session meeting.
March 1 – May 1, 2020	Department Heads submit annual budget proposals to City Manager.
May 7, 2020	Final revisions to draft budget are completed.
May 12, 2020	Final draft version of proposed budget is delivered to City Commission at regular meeting for comments.
TBD	Final draft budget reviewed by City Commission at Work Session for comment.
June 9, 2020	Final budget is formally presented by City Manager during required public hearing and adopted by City Commission.

City of Hudsonville 2020 Organization Chart



CITY OF HUDSONVILLE

ANNUAL BUDGET

FY 2020-2021

FUND: 101 GENERAL OPERATING FUND
DEPARTMENT: 000.000
Revenues

ACCOUNT	19-20 AMENDED BUDGET	19-20 ACTIVITY THRU 04/30/20	20-21 REQUESTED AMOUNT	JUSTIFICATION DETAIL	ITEM AMOUNT
401.000 PROPERTY TAXES	2,599,428	2,596,782	2,750,197		
434.001 TRAILER TAXES	2,160	1,809	2,160	12 MONTHS @ 180/MO	
445.000 PENALTY/INTEREST ON TAXES	2,000	3,224	2,500		
447.000 TAX ADMINISTRATION FEE	97,000	106,631	100,000		
468.000 CATV FRANCHISE FEE	80,800	43,035	80,000		
468.001 CATV PEG FEES	3,300	1,764	3,000		
469.000 WATER TOWER LEASE FEES	25,800	2,000	2,400	\$200/MO. FROM MICHWAV	2,400
540.000 STATE GRANTS - LIQUOR LAW ENFORCM'T FE	4,200	5,628	5,500		
573.000 LOCAL COMMUNITY STABALIZATION SHARE	86,000	86,103	86,000	CONSERVATIVE ESTIMATE BASED ON PRIOR YEAR - COULD BE HIGHER OR LOWER	
574.000 STATE REVENUE SHARING	674,806	460,705	626,348	CONSTITUTIONAL (\$651,919 - 10%)	586,727
				CVTRS (FULL %)	39,621
				Justification Items Total:	626,348
581.001 TRANSPORTATION STUDY	14,000	14,000	0		
601.000 PUBLIC SAFETY SERVICES	0	184	100		
602.000 DONATIONS	0	5	0		
608.000 ACT 198 APPLICATION FEES	550	0	550		
609.000 BUILDING PERMIT FEES	118,000	106,934	110,000	BASED ON ATICIPATED NEW CONSTRUCTION	
610.000 PLANNING & ZONING FEES	21,400	18,149	20,700	SOLICITATION PERMITS FEES	500
				RIGHT OF WAY PERMIT FEES	4,000
				SNOWPLOWING PERMIT FEES (BASED ON SALE OF 35 PERMITS @ \$50 EA.)	1,750
				SPECIAL MEETING FEES	450
				OTHER (E.G. SITE PLANS, PUDS, VARIANCES & SIGNS)	14,000
				Justification Items Total:	20,700
630.000 COPIES	10	0	10	INCLUDES COPIES FOR FOIA REQUESTS	
656.000 ORDINANCE FINES/CIVIL INFRACTIONS	14,000	12,943	13,000	12 MONTHS @ 1083/MO (2019 AVERAGE)	

CITY OF HUDSONVILLE

ANNUAL BUDGET

FY 2020-2021

FUND: 101 GENERAL OPERATING FUND
DEPARTMENT: 000.000
Revenues

ACCOUNT	19-20 AMENDED BUDGET	19-20 ACTIVITY THRU 04/30/20	20-21 REQUESTED AMOUNT	JUSTIFICATION DETAIL	ITEM AMOUNT
665.000 INTEREST INVESTMENTS	57,200	0	56,600	90% OF ESTIMATED INTEREST ALLOCATION	47,250
				INTEREST ON LOAN REPAYMENT - CONTINGENT UPON SALE OF DDA-OWNED PROPERTY	9,350
				Justification Items Total:	56,600
668.000 COMMUNITY ROOM RENT	2,200	2,260	2,200		
671.000 MISCELLANEOUS REVENUE	3,300	2,094	3,300	CITY EVENT SPONSORSHIPS	2,300
				OTHER MISC REVENUE	1,000
				Justification Items Total:	3,300
673.000 SALE OF FIXED ASSETS	2,000	0	500	MISC. SALE OF CITY EQUIPMENT	
676.000 REIMBURSEMENTS	15,500	5,022	10,000	MISCELLANEOUS REIMBURSEMENTS	5,000
				COST RECOVERY FOR EMERGENCY SERVICES	5,000
				Justification Items Total:	10,000
677.000 CHAMBER REIMBURSEMENT	82,326	57,581	85,600	1/2 SALARY & BENEFIT COSTS FOR M. FARE	50,400
				REIMBURSEMENT FOR PRINTING & PAPER (EST.)	600
				REIMBURSEMENT FOR PHONE & INTERNET (\$40.00 PER MONTH)	480
				3/4 SALARY & BENEFIT COSTS K. POTGETTER	34,120
				Justification Items Total:	85,600
678.000 EMPLOYEE PHONE REIMBURSEMENT	2,550	2,121	2,550	8 PHONES \$26.51 PER MONTH X 12 MONTHS	
679.000 ZONING/PLANNING/CODE REIMBURSEMENTS	20,000	1,083	10,000	REIMBURSEMENT BY DEVELOPERS FOR ENGINEERING, LEGAL, ETC.	
699.661 TRANSFER IN - FUND 661	37,670	37,670	0	FEES	
	3,966,200	3,567,727	3,973,215		

CITY OF HUDSONVILLE

ANNUAL BUDGET
FY 2020-2021

FUND: 101 GENERAL OPERATING FUND
DEPARTMENT: 101.000 CITY COMMISSION
Expenditures

ACCOUNT	19-20 AMENDED BUDGET	19-20 ACTIVITY THRU 04/30/20	20-21 REQUESTED AMOUNT	JUSTIFICATION DETAIL	ITEM AMOUNT
703.000 PAYROLL PART-TIME	32,500	20,485	32,990	INCLUDES BASE WAGES AND MEETING COMENSATION	
715.000 F.I.C.A.	2,066	1,567	2,524		
720.000 MEMBERSHIPS & DUES	5,735	5,734	5,755	MML	3,700
				GVMC	1,960
				MAM	95
				Justification Items Total:	5,755
721.000 CONFERENCES & WORKSHOPS	3,500	1,116	6,258	MML CAP CON AND CONVENTION (MACKINAW) PLUS ONE OTHER TRAINING EACH	
724.000 TRAVEL EXPENSE	1,000	974	8,420	ASSUMES MACKINAW CONFERENCE (HOTEL, MILEAGE & FOOD) + ONE ONTHER OVERNIGHT	
740.000 OPERATING SUPPLIES	500	180	500	INCLUDES FOOD FOR MEETINGS	
801.000 PROFESSIONAL SERVICES	10,000	8,675	15,000	RELATED TO SPECIAL STUDIES (E.G. SINGLE WASTE HAULER, COMMUNITY SURVEYS, ETC.)	
900.000 PRINTING & PUBLISHING	1,200	1,876	1,200		
957.000 MISCELLANEOUS EXPENSE	500	384	500		
963.000 GENERAL/LIABILITY INSURANCE	1,357	813	841	3.5% INCREASE PROJECTED	
	58,358	41,804	73,988		

CITY OF HUDSONVILLE

ANNUAL BUDGET
FY 2020-2021

FUND: 101 GENERAL OPERATING FUND
DEPARTMENT: 172.000 CITY MANAGER
Expenditures

ACCOUNT	19-20 AMENDED BUDGET	19-20 ACTIVITY THRU 04/30/20	20-21 REQUESTED AMOUNT	JUSTIFICATION DETAIL	ITEM AMOUNT
702.000 PAYROLL FULL-TIME	76,825	62,108	78,243		
703.000 PAYROLL PART-TIME	20,984	15,694	0		
710.002 VISION	38	31	41		
713.000 DISABILITY INSURANCE	530	508	561		
715.000 F.I.C.A.	7,483	5,786	5,986		
716.000 MEDICAL INSURANCE	11,206	11,252	11,623	5% INCREASE	
717.000 LIFE INSURANCE	101	101	101		
718.000 RETIREMENT/PENSION	11,524	8,582	11,736		
720.000 MEMBERSHIPS & DUES	1,959	1,931	1,819	ICMA DUES	904
				MME DUES (INCL. WMME)	255
				APA DUES (INCL. AICP)	600
				MAP DUES	60
				Justification Items Total:	1,819
721.000 CONFERENCES & WORKSHOPS	1,595	1,264	1,645	MME SUMMER CONFERENCE	200
				MME WINTER INSTITUTE	320
				MML CONVENTION (MACKINAW ISLAND)	500
				MML CAPITAL CONFERENCE	225
				OTHER	400
				Justification Items Total:	1,645
722.000 TRAINING	200	0	200		
724.000 TRAVEL EXPENSE	2,000	1,322	3,000		
727.000 OFFICE SUPPLIES	100	78	100		
963.000 GENERAL/LIABILITY INSURANCE	1,768	1,195	1,237	3.5% INCREASE PROJECTED	
	136,313	109,852	116,292		

CITY OF HUDSONVILLE

ANNUAL BUDGET
FY 2020-2021

FUND: 101 GENERAL OPERATING FUND
DEPARTMENT: 215.000 CLERK
Expenditures

ACCOUNT	19-20 AMENDED BUDGET	19-20 ACTIVITY THRU 04/30/20	20-21 REQUESTED AMOUNT	JUSTIFICATION DETAIL	ITEM AMOUNT
702.000	PAYROLL FULL-TIME	60,591	47,757	62,278	
703.000	PAYROLL PART-TIME	0	0	17,519	
710.002	VISION	61	45	65	
713.000	DISABLILITY INSURANCE	581	546	608	
715.000	F.I.C.A.	4,636	3,626	6,104	
716.000	MEDICAL INSURANCE	18,073	16,566	18,747	5% INCREASE
717.000	LIFE INSURANCE	162	149	162	
718.000	RETIREMENT/PENSION	7,877	5,828	8,096	
720.000	MEMBERSHIPS & DUES	609	379	609	
				OCCA	120
				MAMC	60
				IIMC MEMBERSHIP	170
				SHRM DUES	209
				MPERLA MEMBERSHIP	50
				Justification Items Total:	609
721.000	CONFERENCES & WORKSHOPS	450	0	1,250	
				IIMC CONFEREINCE IN GR	600
				MAMC INSTITUTE	650
				Justification Items Total:	1,250
722.000	TRAINING	100	30	750	
724.000	TRAVEL EXPENSE	800	0	700	
727.000	OFFICE SUPPLIES	250	34	650	
				OFFICE SUPPLIES	250
				SNOWPLOW PERMITS	400
				Justification Items Total:	650
802.000	CONTRACTUAL SERVICES	500	0	0	
900.000	PRINTING & PUBLISHING	550	224	3,100	
902.000	CODE UPDATES	500	0	1,500	
				NEWSPAPER AD PRICE INCREASE	
				CHARTER & CODE UPDATES WITH MUNICODE	

CITY OF HUDSONVILLE

ANNUAL BUDGET

FY 2020-2021

FUND: 101 GENERAL OPERATING FUND
DEPARTMENT: 215.000 CLERK
Expenditures

ACCOUNT	19-20 AMENDED BUDGET	19-20 ACTIVITY THRU 04/30/20	20-21 REQUESTED AMOUNT	JUSTIFICATION DETAIL	ITEM AMOUNT
957.000 MISCELLANEOUS EXPENSE	50	0	50		
963.000 GENERAL/LIABILITY INSURANCE	1,355	813	841	3.5% INCREASE PROJECTED	
	97,145	75,997	123,029		

CITY OF HUDSONVILLE

ANNUAL BUDGET

FY 2020-2021

FUND: 101 GENERAL OPERATING FUND
DEPARTMENT: 228.000 INFORMATION SERVICES
Expenditures

ACCOUNT	19-20 AMENDED BUDGET	19-20 ACTIVITY THRU 04/30/20	20-21 REQUESTED AMOUNT	JUSTIFICATION DETAIL	ITEM AMOUNT
734.000 COMPUTERS & SUPPLIES	17,000	15,189	10,000	PURCHASE OF MISC. HARDWARE AND SOFTWARE EQUIPMENT FOR CITY BUSINESS. EXPANDED TO INCLUDE COST OF NEW SERVER AT CITY HALL	
802.000 CONTRACTUAL SERVICES	12,000	5,475	21,000	CONTRACTURAL SERVICES WITH I.T. RIGHT (REFLECTS 2020 PRICE INCREASE)	21,000
808.000 COMPUTER SERVICES	34,817	22,978	35,110	DELAWARE.NET (100,000 E-MAIL NOTIFICATIONS)	100
				BS&A SOFTWARE - ASSESSING SYSTEM - ANNUAL FEE	1,280
				BS&A SOFTWARE - TAX SYSTEM - ANNUAL FEE	1,150
				BS&A SOFTWARE - SPECIAL ASSESSMENTS SYSTEM - ANNUAL FEE	468
				BSA SOFTWARE - INTERNET SUPPORT SERVICE (ACCESS MY GOV)	
				EVOGOV - WEBSITE HOSTING (ANNUAL RENEWAL)	3,467
				BS&A SOFTWARE - TIMESHEETS SYSTEM	4,750
				BS&A SOFTWARE - UTILITY BILLING SYSTEM - ANNUAL FEE	968
				BS&A SOFTWARE - ACCTS. PAYABLE SYSTEM - ANNUAL FEE	657
				BS&A SOFTWARE - CASH RECEIPT SYSTEM - ANNUAL FEE	656
				BS&A SOFTWARE - PAYROLL SYSTEM - ANNUAL FEE	890
				BS&A SOFTWARE - GL & BUDGETING SYSTEM - ANNUAL FEE	767
				APEX SKETCHING SOFTWARE - ANNUAL FEE- 2 SEATS	500
				BARRACUDA ANTISPAM SOFTWARE (EMAIL FILTER JUNE 13)	300
				BARRACUDA WEB FILTER (RENEW DEC 29 ANNUALLY)	500
				SHUMAKER TECHNOLOGY (WORKFLOW SOFTWARE)	700
				MUNICODE ANNUAL WEBHOSTING	950
				ADOBE IN-DESIGN & ILLUSTRATOR	1,500
				RAPID SSL CERT (5/13/19-5/12-21)	450
				MUNICODE ANNUAL FEE	
				SHUMAKER TECHNOLOGY (USER LICENSE)	995
				REGIS DIGITAL ORTHOS UPDATE	4,064
				REGIS - SPLIT W/ GENERAL (33%), WATER (33%) & SEWER (33%)	4,486

CITY OF HUDSONVILLE

ANNUAL BUDGET

FY 2020-2021

FUND: 101 GENERAL OPERATING FUND
DEPARTMENT: 228.000 INFORMATION SERVICES
Expenditures

ACCOUNT	19-20 AMENDED BUDGET	19-20 ACTIVITY THRU 04/30/20	20-21 REQUESTED AMOUNT	JUSTIFICATION DETAIL	ITEM AMOUNT
				GO DADDY (HUDSONVILLE.ORG DOMAIN EXP 2023)	
				OFFICE 365 ONLINE (11/15/19 - 11/14/20)	4,512
				VANCO- ELECTRONIC BANK CHECKS	1,000
				Justification Items Total:	35,110
	63,817	43,642	66,110		

CITY OF HUDSONVILLE

ANNUAL BUDGET

FY 2020-2021

FUND: 101 GENERAL OPERATING FUND
DEPARTMENT: 247.000 BOARD OF REVIEW
Expenditures

ACCOUNT	19-20 AMENDED BUDGET	19-20 ACTIVITY THRU 04/30/20	20-21 REQUESTED AMOUNT	JUSTIFICATION DETAIL	ITEM AMOUNT
705.000 BOARD MEMBER COMPENSATION	840	796	1,000	PAYMENT FOR BOR MEMBERS (19 HRS. X 3 X \$17.50/HR)	
715.000 F.I.C.A.	64	61	77		
900.000 PRINTING & PUBLISHING	575	949	500	DISPLAY ADS	
957.000 MISCELLANEOUS EXPENSE	250	156	250	INCLUDES TRAINING AND MEALS	
	1,729	1,962	1,827		

CITY OF HUDSONVILLE

ANNUAL BUDGET
FY 2020-2021

FUND: 101 GENERAL OPERATING FUND
DEPARTMENT: 248.000 ADMINISTRATIVE SERVICES
Expenditures

ACCOUNT	19-20 AMENDED BUDGET	19-20 ACTIVITY THRU 04/30/20	20-21 REQUESTED AMOUNT	JUSTIFICATION DETAIL	ITEM AMOUNT
727.000 OFFICE SUPPLIES	3,500	3,147	3,500		
728.000 COPY MACHINE SUPPLIES (PAPER)	1,500	928	1,500		
730.000 POSTAGE	13,858	10,209	14,120	SUMMER & WINTER TAX BILLS POSTAGE & NOTICE OF ASSESSMENT	2,500
				ELECTION MAILINGS	4,400
				POSTAGE TAPE (\$60 EACH)	60
				POSTAGE INK (\$120EACH)	120
				POSTAGE	5,000
				POSTAGE MACHINE YEARLY LEASE: \$1920 + \$50 (YEARLY EFT FEE)	1,970
				POSTAGE MACHINE MOISTENER	70
				Justification Items Total:	14,120
733.000 STATIONARY	300	235	1,640		
790.000 HEALTH & SAFETY	3,650	877	4,150	LEXISNEXIS - SPECTRUM HEALTH (DPW DRUG TESTING)	400
				OTHER	250
				NEW HIRE EMPLOYEE DRUG TESTING & PHYSICALS (IF NECESSARY)	600
				EMPLOYEE SAFETY TRAINING	300
				EMPLOYEE WELLNESS INCENTIVE PROGRAM	2,500
				LABOR LAW POSTERS	100
				Justification Items Total:	4,150
801.000 PROFESSIONAL SERVICES	6,600	6,314	7,600	EMPLOYEE ASSISTANCE CENTER CONTRACT	340
				STATE OF MICHIGAN MIDEAL PROGRAM	180
				SAM'S CLUB MEMBERSHIP	100
				MML - CDL CONSORTIUM DRIVERS FEE (MEMBERSHIP)	480
				LAKESHORE ADVANTAGE ECONOMIC DEVELOPMENT SERVICES	5,000
				OTHER EMPLOYEE TRAINING (DISC, ETC.)	1,500
				Justification Items Total:	7,600

CITY OF HUDSONVILLE

ANNUAL BUDGET

FY 2020-2021

FUND: 101 GENERAL OPERATING FUND
DEPARTMENT: 248.000 ADMINISTRATIVE SERVICES
Expenditures

ACCOUNT	19-20 AMENDED BUDGET	19-20 ACTIVITY THRU 04/30/20	20-21 REQUESTED AMOUNT	JUSTIFICATION DETAIL	ITEM AMOUNT
855.000 COPIER LEASE EXPENSE	4,500	1,925	4,500		
900.000 PRINTING & PUBLISHING	100	40	100		
	34,008	23,675	37,110		

CITY OF HUDSONVILLE

ANNUAL BUDGET

FY 2020-2021

FUND: **101** **GENERAL OPERATING FUND**
DEPARTMENT: **253.000** **FINANCE & ACCOUNTING**
Expenditures

ACCOUNT	19-20 AMENDED BUDGET	19-20 ACTIVITY THRU 04/30/20	20-21 REQUESTED AMOUNT	JUSTIFICATION DETAIL	ITEM AMOUNT
702.000	PAYROLL FULL-TIME	99,045	79,706	106,732	
703.000	PAYROLL PART-TIME	0	0	34,865	
710.002	VISION	91	67	131	
713.000	DISABLILITY INSURANCE	874	346	1,049	
715.000	F.I.C.A.	7,474	5,740	10,832	
716.000	MEDICAL INSURANCE	17,750	16,594	33,816	5% INCREASE
717.000	LIFE INSURANCE	243	268	358	
718.000	RETIREMENT/PENSION	11,575	8,588	11,741	
720.000	MEMBERSHIPS & DUES	555	550	450	
				MMTA DUES	150
				OCTA DUES	35
				APT OF US & C DUES	145
				MGFOA DUES	120
				Justification Items Total:	450
721.000	CONFERENCES & WORKSHOPS	1,050	1,379	2,489	
				MICHIGAN MUNICIPAL TREASURER'S INSTITUTE - ADVANCED KEYLA	325
				MICHIGAN MUNICIPAL TEASURER'S INSTITUE - BASIC ASHLEY	550
				MMTA - FALL CONFERANCE - KEYLA	340
				MGFOA- FALL CONFERANCE - KEYLA	320
				MMTA- WINTER SEMINAR- KEYLA + ASHLEY	300
				MGFOA - SPRING SEMINAR - KEYLA	119
				MGFOA - INTRO TO GOVT FINANCE- ASHLEY	125
				BS&A- SOFTWARE TRAININGS- PAYROLL + ACCOUNTING- ASHLEY	410
				Justification Items Total:	2,489
722.000	TRAINING	0	0	50	
724.000	TRAVEL EXPENSE	1,500	1,135	2,000	
				TRAVEL, MOTEL & FOOD - MMTA INSTITUTES (KEYLA & ASHLEY)	1,000
				TRAVEL, MOTEL & FOOD - FALL CONFERENCES (KEYLA)	1,000

CITY OF HUDSONVILLE

ANNUAL BUDGET
FY 2020-2021

FUND: 101 GENERAL OPERATING FUND
DEPARTMENT: 253.000 FINANCE & ACCOUNTING
Expenditures

ACCOUNT	19-20 AMENDED BUDGET	19-20 ACTIVITY THRU 04/30/20	20-21 REQUESTED AMOUNT	JUSTIFICATION DETAIL	ITEM AMOUNT
Justification Items Total:					2,000
727.000 OFFICE SUPPLIES	250	63	400		
807.000 AUDIT	5,733	5,799	6,018		
900.000 PRINTING & PUBLISHING	1,100	688	1,400	JULY & DECEMBER TAX BILLS	
957.000 MISCELLANEOUS EXPENSE	0	0	1,000	PURCHASE NEW SAFE FOR VAULT	
963.000 GENERAL/LIABILITY INSURANCE	1,970	1,195	1,237	3.5% INCREASE PROJECTED	
	149,210	122,118	214,568		

CITY OF HUDSONVILLE

ANNUAL BUDGET

FY 2020-2021

FUND: 101 GENERAL OPERATING FUND
DEPARTMENT: 257.000 ASSESSOR
Expenditures

ACCOUNT	19-20 AMENDED BUDGET	19-20 ACTIVITY THRU 04/30/20	20-21 REQUESTED AMOUNT	JUSTIFICATION DETAIL	ITEM AMOUNT
702.000 PAYROLL FULL-TIME	83,242	64,260	0		
703.000 PAYROLL PART-TIME	3,200	2,030	0		
710.002 VISION	91	60	0		
713.000 DISABLILITY INSURANCE	785	661	0		
715.000 F.I.C.A.	6,368	4,925	0		
716.000 MEDICAL INSURANCE	9,783	8,270	0		
717.000 LIFE INSURANCE	243	202	0		
718.000 RETIREMENT/PENSION	9,986	7,006	0		
720.000 MEMBERSHIPS & DUES	455	265	0		
721.000 CONFERENCES & WORKSHOPS	500	0	0		
722.000 TRAINING	175	105	0		
724.000 TRAVEL EXPENSE	700	654	0		
727.000 OFFICE SUPPLIES	200	147	200		
801.000 PROFESSIONAL SERVICES	5,000	0	5,000	USED FOR MTT CASES THAT REQUIRE AN OUTSIDE APPRAISAL FOR DEFENSE.	
802.000 CONTRACTUAL SERVICES	21,075	6,192	85,125	ASSESSING CONTRACT WITH OTTAWA COUNTY	75,125
				REIMBURSABLE EXPENSES TO OTTAWA COUNTY	10,000
				Justification Items Total:	85,125
900.000 PRINTING & PUBLISHING	1,500	818	1,500	PPT STATEMENTS, CHG OF ASSM'T NOTICE, ETC.	
941.000 EQUIPMENT RENT	315	315	0		
963.000 GENERAL/LIABILITY INSURANCE	1,355	813	841	3.5% INCREASE PROJECTED	
977.000 SMALL EQUIPMENT PURCHASE	50	0	50	CAMERA'S, TAPE MEASURES, WHEEL TYPE MEASURING EQUIP, ETC.	
	145,023	96,723	92,716		

CITY OF HUDSONVILLE

ANNUAL BUDGET
FY 2020-2021

FUND: 101 GENERAL OPERATING FUND
DEPARTMENT: 262.000 ELECTIONS
Expenditures

ACCOUNT	19-20 AMENDED BUDGET	19-20 ACTIVITY THRU 04/30/20	20-21 REQUESTED AMOUNT	JUSTIFICATION DETAIL	ITEM AMOUNT
706.000 ELECTION WORKER COMPENSATION	18,720	8,357	20,520	PAYMENT FOR ELECTION WORKERS AT \$15/HR. - ADDITIONAL WORKERS AND COUNTING BOARD	
727.000 OFFICE SUPPLIES	1,300	186	1,300	NEW BALLOT CONTAINERS AND PRINTER CASES	
802.000 CONTRACTUAL SERVICES	5,400	2,534	5,400	INCLUDES CHURCH RENTAL & ELECTION EQUIPMENT TESTING /ANNUAL MAINTENANCE + PURCHASE NEW TABULATOR	
900.000 PRINTING & PUBLISHING	2,500	648	2,500		
957.000 MISCELLANEOUS EXPENSE	750	191	500	FOOD FOR ELECTION WORKERS	
	28,670	11,916	30,220		

CITY OF HUDSONVILLE

ANNUAL BUDGET

FY 2020-2021

FUND: 101 GENERAL OPERATING FUND
DEPARTMENT: 265.000 CITY HALL BUILDING & GROUNDS
Expenditures

ACCOUNT	19-20 AMENDED BUDGET	19-20 ACTIVITY THRU 04/30/20	20-21 REQUESTED AMOUNT	JUSTIFICATION DETAIL	ITEM AMOUNT
702.000 PAYROLL FULL-TIME	56,283	45,429	57,364		
703.000 PAYROLL PART-TIME	25,812	15,042	27,443		
708.000 SWAP LABOR COMPENSATION	6,615	3,576	6,615	AVG. OF 4 WORKERS + SUPERVISOR @ \$7.50/HR. 16 HOURS/WEK FOR 49 WEEKS = \$33,077 (20% ALLOCATED TO BUILDINGS & GROUNDS)	6,615
710.002 VISION CARE DEDUCTION	0	0	52		
713.000 DISABILITY INSURANCE	535	501	545		
715.000 F.I.C.A.	6,281	4,626	6,488		
717.000 LIFE INSURANCE	146	122	130		
718.000 RETIREMENT/PENSION	7,317	5,396	7,457		
740.000 OPERATING SUPPLIES	2,000	2,617	3,000	TOILET PAPER, HAND TOWELS, TRASH BAGS, ETC.	
802.000 CONTRACTUAL SERVICES	28,204	20,604	27,125	CLEANING SERVICE	14,700
				MOWING & FERTILIZATION - CITY HALL AND GROUNDS (6%)	3,850
				TRASH SERVICE	960
				PEST CONTROL	730
				ELEVATOR MAINT & MONITORING	1,700
				FIRE EXTINGUISHER AND WET SYSTEM, 5YR MAINTENANCE	500
				WINDOW CLEANING	1,000
				CARPET CLEANING	600
				HVAC PM'S	2,900
				ELEVATOR LICENSE	185
				Justification Items Total:	27,125
838.000 CLOTHING/UNIFORMS/GEAR	300	0	500		
853.000 CELL PHONE EXPENSE	1,884	1,391	1,900	VERIZON APPROX \$7,600/YR (SPLIT BETWEEN BUILDINGS & GROUNDS (25%) DPW (50%), AND 5 ENTERPRISE/SERVICE FUNDS (5% EA.))	
854.000 UTILITIES - PHONE/CABLE/INTERNET	8,100	6,466	8,000	CHARTER SERVICE @ CITY HALL	
920.000 UTILITIES - ELECTRIC	27,000	26,428	30,000	INCLUDES CITY HALL AND TORNADO SIRENS	
921.000 UTILITIES - GAS	8,500	8,415	10,000		

CITY OF HUDSONVILLE

ANNUAL BUDGET

FY 2020-2021

FUND: 101 GENERAL OPERATING FUND
DEPARTMENT: 265.000 CITY HALL BUILDING & GROUNDS
Expenditures

ACCOUNT	19-20 AMENDED BUDGET	19-20 ACTIVITY THRU 04/30/20	20-21 REQUESTED AMOUNT	JUSTIFICATION DETAIL	ITEM AMOUNT
922.000 UTILITIES - WATER	9,500	7,687	10,000		
930.000 REPAIRS & MAINTENANCE	25,000	12,786	10,000		
941.000 EQUIPMENT RENT	6,740	6,740	5,197		
957.000 MISCELLANEOUS EXPENSE	500	137	500		
963.000 GENERAL/LIABILITY INSURANCE	12,580	9,209	9,532	3.5% INCREASE PROJECTED	
970.000 CAPITAL OUTLAY	92,360	91,407	43,500	CITY HALL INTERIOR UPDATES PH 7 OF 8	11,000
				CITY HALL FRONT COUNTER RECONFIGURATION	5,000
				REPLACE CITY HALL ROOFTOP UNIT PH 1 OF 2 (SET FUNDS ASIDE)	27,500
				Justification Items Total:	43,500
	325,657	268,579	265,348		

CITY OF HUDSONVILLE

ANNUAL BUDGET

FY 2020-2021

FUND: 101 GENERAL OPERATING FUND
DEPARTMENT: 266.000 ATTORNEY/LEGAL COUNSEL
Expenditures

ACCOUNT	19-20 AMENDED BUDGET	19-20 ACTIVITY THRU 04/30/20	20-21 REQUESTED AMOUNT	JUSTIFICATION DETAIL	ITEM AMOUNT
825.000 LEGAL SERVICES	20,000	14,769	20,000		
827.000 LABOR ATTORNEY FEES	1,500	234	1,500		
	21,500	15,003	21,500		

CITY OF HUDSONVILLE

ANNUAL BUDGET

FY 2020-2021

FUND: 101 GENERAL OPERATING FUND
DEPARTMENT: 301.000 POLICE
Expenditures

ACCOUNT	19-20 AMENDED BUDGET	19-20 ACTIVITY THRU 04/30/20	20-21 REQUESTED AMOUNT	JUSTIFICATION DETAIL	ITEM AMOUNT
802.000 CONTRACTUAL SERVICES	700,000	570,180	693,599	ASUMES SCHOOL AND COUNTY COST SHARING MODEL	
930.000 REPAIRS & MAINTENANCE	2,410	2,325	0		
957.000 MISCELLANEOUS EXPENSE	500	169	500		
	702,910	572,674	694,099		

CITY OF HUDSONVILLE

ANNUAL BUDGET

FY 2020-2021

FUND: **101 GENERAL OPERATING FUND**
DEPARTMENT: **336.000 FIRE DEPARTMENT**
Expenditures

ACCOUNT	19-20 AMENDED BUDGET	19-20 ACTIVITY THRU 04/30/20	20-21 REQUESTED AMOUNT	JUSTIFICATION DETAIL	ITEM AMOUNT
703.000 PAYROLL PART-TIME	135,731	100,456	134,956	OFFICER SALARIES (SEE PAYROLL SPREADSHEET)	44,900
				PAID ON-CALL (INCLUDES FIRE & MEDICAL CALLS, EDUCATION & TRAINING, AND STANDBY)	90,056
				Justification Items Total:	134,956
711.000 MEDICAL EXPENSES	2,800	1,412	2,800	PHYSICALS	
715.000 F.I.C.A.	8,853	7,752	10,324		
720.000 MEMBERSHIPS & DUES	400	200	400		
722.000 TRAINING	2,500	2,000	2,500		
740.000 OPERATING SUPPLIES	2,500	2,224	2,500	INCLUDES FIRE MEDICAL SUPPLIES	
741.000 FIRE PREVENTION MATERIALS	800	356	800		
742.000 UNIFORMS & GEAR	10,400	9,115	2,000	TURNOUT GEAR NOT NEEDED THIS YEAR	
802.000 CONTRACTUAL SERVICES	8,000	2,751	8,000	INCLUDES FLOW TESTING, PUMP TESTS, LADDER TESTS, HOSE TESTING, ETC. FIREHOUSE REPORTING PROGRAM	
930.000 REPAIRS & MAINTENANCE	1,000	183	1,000		
957.000 MISCELLANEOUS EXPENSE	500	433	500		
963.000 GENERAL/LIABILITY INSURANCE	8,150	6,834	7,074	3.5% INCREASE PROJECTED	
970.000 CAPITAL OUTLAY	37,670	37,670	0		
977.000 SMALL EQUIPMENT PURCHASE	5,200	4,970	9,000	INCLUDES 7 PAGERS & HIGHRISE PACKS	
	224,504	176,356	181,854		

CITY OF HUDSONVILLE

ANNUAL BUDGET
FY 2020-2021

FUND: 101 GENERAL OPERATING FUND
DEPARTMENT: 426.000 EMERGENCY SERVICES
Expenditures

ACCOUNT	19-20 AMENDED BUDGET	19-20 ACTIVITY THRU 04/30/20	20-21 REQUESTED AMOUNT	JUSTIFICATION DETAIL	ITEM AMOUNT
703.000 PAYROLL PART-TIME	18,338	9,380	17,266		
715.000 F.I.C.A.	1,402	718	1,321		
722.000 TRAINING	100	0	100		
740.000 OPERATING SUPPLIES	150	0	150		
742.000 UNIFORMS & GEAR	300	13	300	SHIRTS, PANTS, COATS, HATS. GLOVES, ETC.	
802.000 CONTRACTUAL SERVICES	1,500	1,000	1,500	TORNADO SIREN SERVICES	
957.000 MISCELLANEOUS EXPENSE	500	265	500		
961.000 EMERGENCY NEEDS EXPENSE	500	0	500		
963.000 GENERAL/LIABILITY INSURANCE	2,570	813	841	3.5% INCREASE PROJECTED	
977.000 SMALL EQUIPMENT PURCHASE	150	0	150		
	25,510	12,189	22,628		

CITY OF HUDSONVILLE

ANNUAL BUDGET

FY 2020-2021

FUND: **101 GENERAL OPERATING FUND**
DEPARTMENT: **441.000 DEPT OF PUBLIC WORKS**
Expenditures

ACCOUNT	19-20 AMENDED BUDGET	19-20 ACTIVITY THRU 04/30/20	20-21 REQUESTED AMOUNT	JUSTIFICATION DETAIL	ITEM AMOUNT
702.000 PAYROLL FULL-TIME	61,622	51,792	64,618		
703.000 PAYROLL PART-TIME	0	0	2,240		
708.000 SWAP LABOR COMPENSATION	3,308	1,788	3,308	AVG. OF 4 WORKERS + SUPERVISOR @ \$7.50/HR. * 18 HOURS/WEEK FOR 49 WEEKS = \$33,077 (10% ALLOCATED TO DPW)	
710.002 VISION	70	43	67		
713.000 DISABLILITY INSURANCE	571	550	589		
715.000 F.I.C.A.	4,729	3,729	5,115		
716.000 MEDICAL INSURANCE	15,956	15,018	16,859	5% INCREASE	
717.000 LIFE INSURANCE	187	157	167		
718.000 RETIREMENT/PENSION	7,227	5,213	7,108		
722.000 TRAINING	1,000	341	1,000	SAFETY RELATED TRAINING	
740.000 OPERATING SUPPLIES	2,500	2,059	2,500		
802.000 CONTRACTUAL SERVICES	9,765	3,988	11,820	TREE TRIMMING (TREES IN ROW AND ON CITY PROPERTY)	3,000
				MOWING & FERTILIZATION - DPW PROPERTY (4%)	2,550
				TRASH - 125 X 12	1,500
				PEST CONTROL	470
				EPS ALARM SERVICES - 4 @ \$300	1,200
				BOILER/AIR MAINTENANCE	1,500
				COFESCO DPW FIRE PPOTECTION INSPECTION	1,600
Justification Items Total:					11,820
838.000 CLOTHING/UNIFORMS/GEAR	1,200	630	2,000		
839.000 UNIFORM CLEANING	3,085	2,837	3,400		
853.000 CELL PHONE EXPENSE	3,768	2,757	3,800	VERIZON APPROX \$7,600/YR (SPLIT BETWEEN BUILDINGS & GROUNDS (25%) DPW (50%), AND 5 ENTERPRISE/SERVICE FUNDS (5% EA.))	
854.000 UTILITIES - PHONE/CABLE/INTERNET	400	237	400	CHARTER SERVICE @ DPW BUILDING = \$1,678/YR SPLIT BETWEEN (16.66%), AND 5 ENTERPRISE/SERVICE FUNDS (16.66% EA)	
855.000 COPIER LEASE EXPENSE	153	212	250		
920.000 UTILITIES - ELECTRIC DPW BLDG	11,000	10,008	12,000		

CITY OF HUDSONVILLE

ANNUAL BUDGET
FY 2020-2021

FUND: 101 GENERAL OPERATING FUND
DEPARTMENT: 441.000 DEPT OF PUBLIC WORKS
Expenditures

ACCOUNT	19-20 AMENDED BUDGET	19-20 ACTIVITY THRU 04/30/20	20-21 REQUESTED AMOUNT	JUSTIFICATION DETAIL	ITEM AMOUNT
920.002 UTILITIES - ELECTRIC STREET LIGHTING	76,000	63,151	77,000		
921.000 UTILITIES - GAS	7,000	6,950	7,300		
922.000 UTILITIES - WATER/SEWER	4,500	3,448	4,300		
930.000 REPAIRS & MAINTENANCE	4,000	3,911	4,000	MISC REPAIRS	
941.000 EQUIPMENT RENT	11,376	11,376	14,220		
957.000 MISCELLANEOUS EXPENSE	600	111	500		
959.000 COUNTY & SPECIAL DRAIN	75,000	13,529	50,000	PINNACLE DRAIN UPSTREAM WORK	25,000
				OTHER MISC DRAIN WORK	25,000
				Justification Items Total:	50,000
963.000 GENERAL/LIABILITY INSURANCE	12,725	12,438	12,873	3.5% INCREASE PROJECTED	
967.000 LEAF DISPOSAL PROGRAM	2,500	2,500	2,500		
	320,242	218,773	309,934		

CITY OF HUDSONVILLE

ANNUAL BUDGET
FY 2020-2021

FUND: 101 GENERAL OPERATING FUND
DEPARTMENT: 721.000 PLANNING & ZONING
Expenditures

ACCOUNT	19-20 AMENDED BUDGET	19-20 ACTIVITY THRU 04/30/20	20-21 REQUESTED AMOUNT	JUSTIFICATION DETAIL	ITEM AMOUNT
702.000 PAYROLL FULL-TIME	68,224	56,778	108,786		
703.000 PAYROLL PART-TIME	25,259	18,220	0		
704.000 ZONING BOARD COMPENSATION	1,000	400	1,000	ASSUMES 4 MEETINGS	
709.000 PLANNING COMMISSION COMPENSATION	3,375	1,900	3,600	ASSUMES 12 MEETINGS	
710.002 VISION	65	50	131		
713.000 DISABLILITY INSURANCE	672	646	1,058		
715.000 F.I.C.A.	7,704	5,649	8,582		
716.000 MEDICAL INSURANCE	18,073	16,566	25,610	5% INCREASE	
717.000 LIFE INSURANCE	162	162	324		
718.000 RETIREMENT/PENSION	8,870	6,811	13,226		
720.000 MEMBERSHIPS & DUES	580	518	730		
721.000 CONFERENCES & WORKSHOPS	1,600	1,498	1,600	INCLUDES MAP CONFERENCE FOR DAN AND SARAH	
722.000 TRAINING	1,000	110	1,000		
724.000 TRAVEL EXPENSE	500	65	500		
727.000 OFFICE & PERMIT SUPPLIES	1,300	414	650		
743.000 MAGAZINE/NEWSPAPER SUBSCRIPTIO	455	95	478	ZONING PRACTICE	100
				PLANNING & ZONING NEWS	378
Justification Items Total:					478
801.000 PROFESSIONAL SERVICES	250	0	200	PROFESSIONAL CLEANUP, MOWING, CONSULTING,	
802.000 CONTRACTUAL SERVICES	104,000	93,545	96,800	PCI BUILDING PERMITS CONTRACT- (88% OF REVENUE)	
811.000 MASTER PLANNING	1,100	546	2,000	REMAINING WORK ON CITY ZONING ORDINANCE	
812.000 PLAN REVIEW SERVICES	20,000	3,282	10,000	REIMBURSED IN REVENUES	
900.000 PRINTING & PUBLISHING	2,400	1,181	3,000	NEWSPAPER AD INCREASE	
941.000 EQUIPMENT RENT	226	226	241		
963.000 GENERAL/LIABILITY INSURANCE	1,355	813	841	3.5% INCREASE PROJECTED	

CITY OF HUDSONVILLE

ANNUAL BUDGET
FY 2020-2021

FUND: 101 GENERAL OPERATING FUND
DEPARTMENT: 721.000 PLANNING & ZONING
Expenditures

ACCOUNT	19-20 AMENDED BUDGET	19-20 ACTIVITY THRU 04/30/20	20-21 REQUESTED AMOUNT	JUSTIFICATION DETAIL	ITEM AMOUNT
	268,170	209,475	280,357		

CITY OF HUDSONVILLE

ANNUAL BUDGET

FY 2020-2021

FUND: **101** **GENERAL OPERATING FUND**
DEPARTMENT: **748.000** **CITY PROMOTION**
Expenditures

ACCOUNT	19-20 AMENDED BUDGET	19-20 ACTIVITY THRU 04/30/20	20-21 REQUESTED AMOUNT	JUSTIFICATION DETAIL	ITEM AMOUNT
702.000	PAYROLL FULL-TIME	63,289	53,794	65,656	
710.002	VISION	91	68	98	
713.000	DISABLILITY INSURANCE	610	572	633	
715.000	F.I.C.A.	4,842	3,761	5,023	
716.000	MEDICAL INSURANCE	15,492	14,317	16,237	5% INCREASE
717.000	LIFE INSURANCE	243	222	243	
718.000	RETIREMENT/PENSION	7,608	5,453	7,641	
722.000	TRAINING	385	276	385	TRAINING AND EVENT ATTENDANCE 200
				MFEA CONFERENCE	185
				Justification Items Total:	385
723.000	CITY EVENTS	2,650	736	3,870	BASED OFF LOCAL SPONSORSHIP REVENUES 2,000
					SAFETY NIGHT OCSD FEES 200
					OVER THE ROAD BANNERS (MEMORIAL DAY/SAFETY NIGHT) 1,670
				Justification Items Total:	3,870
724.000	TRAVEL EXPENSE	180	80	400	MFEA LODGING
727.000	OFFICE SUPPLIES	300	114	200	
801.000	PROFESSIONAL SERVICES	3,955	3,813	1,385	CHAMBER MEMBERSHIP DUES 320
					MICHIGAN FESTIVALS & EVENTS MEMBERSHIP 140
					ASCAP LICENSE FEE 375
					BMI LICENSE FEE 375
					MEMORIAL DAY CELEBRATION SOUND SYSTEM 175
				Justification Items Total:	1,385
883.000	HOLIDAY DECORATIONS	2,000	2,108	2,000	
886.000	COMMISSION/EMPLOYEE APPRECIATION	4,000	4,108	4,200	
900.000	PRINTING & PUBLISHING	3,135	1,522	3,050	T-SHIRTS 850

CITY OF HUDSONVILLE

ANNUAL BUDGET

FY 2020-2021

FUND: 101 GENERAL OPERATING FUND
DEPARTMENT: 748.000 CITY PROMOTION
Expenditures

ACCOUNT	19-20 AMENDED BUDGET	19-20 ACTIVITY THRU 04/30/20	20-21 REQUESTED AMOUNT	JUSTIFICATION DETAIL	ITEM AMOUNT
				PROMO ITEMS	2,200
				Justification Items Total:	3,050
900.001 PRINTING & PUBLISHING - NEWSLETTER	11,000	7,925	8,000		
941.000 EQUIPMENT RENT	2,870	2,870	2,870		
957.000 MISCELLANEOUS EXPENSE	500	650	1,600	SKYTRAK RENTALS	1,300
				MISC ITEMS	300
				Justification Items Total:	1,600
	123,150	102,389	123,491		

CITY OF HUDSONVILLE

ANNUAL BUDGET
FY 2020-2021

FUND: 101 GENERAL OPERATING FUND
DEPARTMENT: 859.000 EMPLOYEE FRINGE BENEFITS
Expenditures

ACCOUNT	19-20 AMENDED BUDGET	19-20 ACTIVITY THRU 04/30/20	20-21 REQUESTED AMOUNT	JUSTIFICATION DETAIL	ITEM AMOUNT
710.000 DENTAL INSURANCE - ADN	22,000	21,766	22,000		
714.000 WORKERS COMPENSATION	30,500	29,928	40,000	QUARTERLY FUND CHARGE	
718.000 RETIREMENT/PENSION (MERS)	172,068	129,051	194,352	\$16,196/MO	
725.000 UNEMPLOYMENT COMPENSATION	100	0	100		
802.000 CONTRACTUAL SERVICES - EHIM	900	777	1,250	MONTHLY CHARGE TO ADMINISTER FLEX PLAN	
	225,568	181,522	257,702		

CITY OF HUDSONVILLE

ANNUAL BUDGET

FY 2020-2021

FUND: 101 GENERAL OPERATING FUND
DEPARTMENT: 896.000 OTHER EXPENSES
Expenditures

ACCOUNT	19-20 AMENDED BUDGET	19-20 ACTIVITY THRU 04/30/20	20-21 REQUESTED AMOUNT	JUSTIFICATION DETAIL	ITEM AMOUNT
743.000 MAGAZINE/NEWSPAPER SUBSCRIPTIO	375	370	400	GRAND RAPIDS PRESS (52 WEEK SUBSCRIPTION)	
887.000 PUBLIC ACCESS-CABLE TELEVISION	43,000	21,710	43,000	50% OF CABLE FRANCHISE FEES & 100% OF PEG FEES	43,000
957.000 MISCELLANEOUS EXPENSE	500	32	500		
965.000 CONTINGENCIES	5,000	0	5,000		
	48,875	22,112	48,900		

CITY OF HUDSONVILLE

ANNUAL BUDGET

FY 2020-2021

FUND: 101 GENERAL OPERATING FUND
DEPARTMENT: 906.000 DEBT SERVICE
Expenditures

ACCOUNT	19-20 AMENDED BUDGET	19-20 ACTIVITY THRU 04/30/20	20-21 REQUESTED AMOUNT	JUSTIFICATION DETAIL	ITEM AMOUNT
991.000 PRINCIPAL - DPW BLDG	20,000	20,000	20,000		
995.000 INTEREST EXPENSE - DPW BLDG	5,180	5,180	4,620		
	25,180	25,180	24,620		

CITY OF HUDSONVILLE

ANNUAL BUDGET
FY 2020-2021

FUND: 101 GENERAL OPERATING FUND
DEPARTMENT: 966.000 TRANSFERS- OUT
Expenditures

ACCOUNT	19-20 AMENDED BUDGET	19-20 ACTIVITY THRU 04/30/20	20-21 REQUESTED AMOUNT	JUSTIFICATION DETAIL	ITEM AMOUNT
999.208 TRANSFER OUT - FUND 208	100,000	100,000	200,000	TO FUND PARKS & RECREATION OPERATIONS	
999.271 TRANSFER OUT - FUND 271	358,029	358,029	352,690	TO FUND LIBRARY OPERATIONS	
999.355 TRANSFER OUT - FUND 355	311,838	311,838	313,656	QOL BOND DEBT (\$175,000 PRINCIPAL, \$171,225 INT. LESS DDA CONTRIBUTION + \$500 AGENT FEES)	
999.551 TRANSFER OUT - FUND 551	0	0	14,088		
999.663 TRANSFER OUT - FUND 663	40,000	40,000	40,000	TRANSFER OUT TO FIRE TRUCK SINKING FUND	
	809,867	809,867	920,434		
Totals for Fund: 101 GENERAL OPERATING FUND					
Total Revenues:	3,966,200	3,567,727	3,973,215		
Total Expenditures:	3,835,406	3,141,808	3,906,727		
Net of Revenues/Expenditures:	130,794	425,919	66,488		

CITY OF HUDSONVILLE

ANNUAL BUDGET
FY 2020-2021

FUND: 125 INVESTMENT INCOME FUND
DEPARTMENT: 000.000
Revenues

ACCOUNT	19-20 AMENDED BUDGET	19-20 ACTIVITY THRU 04/30/20	20-21 REQUESTED AMOUNT	JUSTIFICATION DETAIL	ITEM AMOUNT
665.000 INVESTMENT REVENUE	66,750	77,186	50,400		
	66,750	77,186	50,400		

CITY OF HUDSONVILLE

ANNUAL BUDGET

FY 2020-2021

FUND: 202 MAJOR STREET FUND
DEPARTMENT: 000.000
Revenues

ACCOUNT	19-20 AMENDED BUDGET	19-20 ACTIVITY THRU 04/30/20	20-21 REQUESTED AMOUNT	JUSTIFICATION DETAIL	ITEM AMOUNT
403.000 OTTAWA CO ROAD IMPROV TAXES	0	0	120,364	100% OF ANTICIPATED OC ROAD MILLAGE	
546.000 MVHF RECEIPTS	606,707	434,564	628,046	2019-2020 PROJECTED REVENUES (\$166,678 - 10%)	150,010
				2020-2021 PROJECTED REVENUES (\$531,151 - 10%)	478,036
				Justification Items Total:	628,046
665.000 INTEREST INVESTMENTS	3,337	0	2,520	5% OF ESTIMATED INTEREST ALLOCATION	
671.000 MISCELLANEOUS REVENUE	500	445	500		
699.247 TRANSFER IN - TIF FUND	5,018	5,018	5,070	TRANSFER OF ROAD MILLAGE FUNDS FOR PLAZA REALIGNMENT	
	615,562	440,027	756,500		

CITY OF HUDSONVILLE

ANNUAL BUDGET

FY 2020-2021

FUND: 202 MAJOR STREET FUND
DEPARTMENT: 451.000 STREET CONSTRUCTION
Expenditures

ACCOUNT	19-20 AMENDED BUDGET	19-20 ACTIVITY THRU 04/30/20	20-21 REQUESTED AMOUNT	JUSTIFICATION DETAIL	ITEM AMOUNT
805.000 ENGINEERING SERVICES	15,698	4,812	75,740	MISC ENGINEERING	5,000
				WEST VAN BUREN RESURFACING ENGINEERING	70,740
				PLAZA/CENTRAL REALIGNMENT ENGINEERING (\$27,000 - CONTINENT UPON ADEQUATE ACT-51 FUNDING)	
				Justification Items Total:	75,740
971.000 STREET RESURFACING	113,531	113,531	0		
972.000 STREET - OTHER CONSTRUCTION	77,000	71,319	499,604	WEST VAN BUREN RESURFACING/RECONSTRUCTION	96,030
				32ND AVE WIDENING/DUAL LEFT TURN LANES	403,574
				PLAZA/CENTRAL REALIGNMENT (\$149,000 - CONTINGENT UPON ADEQUATE ACT 51 FUNDING)	
				Justification Items Total:	499,604
	206,229	189,662	575,344		

CITY OF HUDSONVILLE

ANNUAL BUDGET
FY 2020-2021

FUND: 202 MAJOR STREET FUND
DEPARTMENT: 463.000 STREET ROUTINE MAINTENANCE
Expenditures

ACCOUNT	19-20 AMENDED BUDGET	19-20 ACTIVITY THRU 04/30/20	20-21 REQUESTED AMOUNT	JUSTIFICATION DETAIL	ITEM AMOUNT
702.000 PAYROLL FULL-TIME	51,492	43,095	54,405		
708.000 SWAP LABOR COMPENSATION	6,615	3,576	6,615	AVG. OF 4 WORKERS + SUPERVISOR @ \$7.50/HR. * 18 HOURS/WEEK FOR 49 WEEKS = \$33,077. (20% ALLOCATED TO MAJOR STREETS)	
710.002 VISION	58	36	63		
713.000 DISABILITY INSURANCE	474	444	482		
715.000 F.I.C.A.	3,969	3,121	4,162		
716.000 MEDICAL INSURANCE	12,032	11,052	13,096	5% INCREASE	
717.000 LIFE INSURANCE	156	142	156		
718.000 RETIREMENT/PENSION	5,707	4,342	5,985		
805.000 ENGINEERING SERVICES	5,000	343	500	MISC ENGINEERING	
930.000 REPAIRS & MAINTENANCE	43,095	23,158	33,000	MISC. REPAIRS, CRACKSEALING, PATCHING ETC.	33,000
939.000 EPA STORMWATER COMPLIANCE	5,200	3,277	4,000	STREET SWEEPING, CATCH BASIN CLEANOUT ETC. (\$5,000 SPLIT 80/20 WITH LOCAL STREETS)	
941.000 EQUIPMENT RENT	30,287	30,287	30,287		
967.000 NON-MOTORIZED ACT 51	10,000	440	10,000	SIDEWALKS AND BIKE PATHS	
977.000 SMALL EQUIPMENT PURCHASE	1,000	0	1,000	THESE ITEMS CAN BE ATTRIBUTED TO ACT 51 MONEY-WEED WHIPS, CHAINSAWS, POLE TRIMMERS, ETC.	
	175,085	123,313	163,751		

CITY OF HUDSONVILLE

ANNUAL BUDGET
FY 2020-2021

FUND: 202 MAJOR STREET FUND
DEPARTMENT: 464.000 MOWING-STREETS
Expenditures

ACCOUNT	19-20 AMENDED BUDGET	19-20 ACTIVITY THRU 04/30/20	20-21 REQUESTED AMOUNT	JUSTIFICATION DETAIL	ITEM AMOUNT
802.000 CONTRACTUAL SERVICES	9,861	6,295	8,060	MOWING & FERTILIZATION (12%)	8,060
941.000 EQUIPMENT RENT	64	64	0		
	9,925	6,359	8,060		

CITY OF HUDSONVILLE

ANNUAL BUDGET
FY 2020-2021

FUND: 202 MAJOR STREET FUND
DEPARTMENT: 474.000 TRAFFIC SERVICES-STREETS
Expenditures

ACCOUNT	19-20 AMENDED BUDGET	19-20 ACTIVITY THRU 04/30/20	20-21 REQUESTED AMOUNT	JUSTIFICATION DETAIL	ITEM AMOUNT
702.000 PAYROLL FULL-TIME	13,071	10,840	13,685		
710.002 VISION	14	9	14		
713.000 DISABLILITY INSURANCE	120	111	122		
715.000 F.I.C.A.	1,006	787	1,047		
716.000 MEDICAL INSURANCE	2,979	2,728	3,205	5% INCREASE	
717.000 LIFE INSURANCE	36	33	36		
718.000 RETIREMENT/PENSION	1,515	1,091	1,505		
802.000 CONTRACTUAL SERVICES	16,772	15,533	60,142	GRAND RAPIDS SIGNAL	10,000
				OCRC - CENTERLINE MARKINGS	6,600
				CSX TRANSPORTATION	8,172
				LEFT TURN SIGNALS AT 32ND/CORPORTATE BY GR SIGNAL	34,000
				MDOT TRAFFIC SIGNAL ENERGY	1,000
				MISS DIG STREET LIGHT LOCATE	370
				Justification Items Total:	60,142
920.000 UTILITIES - ELECTRIC	10,094	8,294	10,000		
930.000 REPAIRS & MAINTENANCE	3,200	1,026	1,600		
935.000 PAVEMENT MARKINGS	4,000	0	4,000	ADDITIONAL MARKINGS FOR ON STREET PARKING	
941.000 EQUIPMENT RENT	3,666	3,666	4,583		
	56,473	44,118	99,939		

CITY OF HUDSONVILLE

ANNUAL BUDGET
FY 2020-2021

FUND: 202 MAJOR STREET FUND
DEPARTMENT: 478.000 WINTER MAINTENANCE-STREETS
Expenditures

ACCOUNT	19-20 AMENDED BUDGET	19-20 ACTIVITY THRU 04/30/20	20-21 REQUESTED AMOUNT	JUSTIFICATION DETAIL	ITEM AMOUNT
702.000 PAYROLL FULL-TIME	33,891	28,313	35,745		
710.002 VISION	38	23	41		
713.000 DISABLILITY INSURANCE	312	292	317		
715.000 F.I.C.A.	2,611	2,051	2,735		
716.000 MEDICAL INSURANCE	7,882	7,235	8,560	5% INCREASE	
717.000 LIFE INSURANCE	101	92	100		
718.000 RETIREMENT/PENSION	3,789	2,853	3,932		
930.000 REPAIRS & MAINTENANCE	50,000	37,248	50,000	INCLUDES COSTS FOR STAKES, ASPHALT AND ROAD SALT	
941.000 EQUIPMENT RENT	44,702	44,702	44,702		
	143,326	122,809	146,132		

CITY OF HUDSONVILLE

ANNUAL BUDGET
FY 2020-2021

FUND: 202 MAJOR STREET FUND
DEPARTMENT: 482.000 ADMINISTRATION-STREETS
Expenditures

ACCOUNT	19-20 AMENDED BUDGET	19-20 ACTIVITY THRU 04/30/20	20-21 REQUESTED AMOUNT	JUSTIFICATION DETAIL	ITEM AMOUNT
702.000 PAYROLL FULL-TIME	8,599	6,948	8,826		
710.002 VISION	7	5	7		
713.000 DISABLILITY INSURANCE	72	67	74		
715.000 F.I.C.A.	658	503	675		
716.000 MEDICAL INSURANCE	1,989	1,817	2,062	5% INCREASE	
717.000 LIFE INSURANCE	18	16	18		
718.000 RETIREMENT/PENSION	1,146	808	1,122		
801.000 PROFESSIONAL SERVICES	1,500	1,500	1,200	GVMC DUES AND ACT 51 REPORT (\$1,500 SPLIT 80/20 WITH LOCAL STREETS)	
853.000 CELL PHONE EXPENSE	377	298	380	VERIZON APPROX \$7,600/YR (SPLIT BETWEEN BUILDINGS & GROUNDS (25%) DPW (50%), AND 5 ENTERPRISE/SERVICE FUNDS (5% EA.))	
854.000 UTILITIES - PHONE/CABLE/INTERNET	300	237	300	CHARTER SERVICE @ DPW BUILDING = \$1,678/YR SPLIT BETWEEN (16.66%), AND 5 ENTERPRISE/SERVICE FUNDS (16.66% EA)	
939.000 EPA STORMWATER COMPLIANCE	13,760	10,834	10,834	STORMWATER COMPLIANCE REPORTING (\$13,543 SPLIT 80/20 WITH LOCAL STREETS)	
	28,426	23,033	25,498		
Totals for Fund: 202 MAJOR STREET FUND					
Total Revenues:	615,562	440,027	756,500		
Total Expenditures:	619,464	509,294	1,018,724		
Net of Revenues/Expenditures:	(3,902)	(69,267)	(262,224)		

CITY OF HUDSONVILLE

ANNUAL BUDGET
FY 2020-2021

FUND: 203 LOCAL STREET FUND
DEPARTMENT: 000.000
Revenues

ACCOUNT	19-20 AMENDED BUDGET	19-20 ACTIVITY THRU 04/30/20	20-21 REQUESTED AMOUNT	JUSTIFICATION DETAIL	ITEM AMOUNT
403.000 OTTAWA CO ROAD IMPROV TAXES	114,090	116,528	0	0% OF ANTICIPATED OC ROAD MILLAGE	
546.000 MVHF RECEIPTS	183,173	134,825	189,390	2018-2019 PROJECTED REVENUES (\$50,262 - 10%)	45,236
				2019-2020 PROJECTED REVENUES (\$160,171 - 10%)	144,154
				Justification Items Total:	189,390
665.000 INTEREST INVESTMENTS	3,337	0	2,520	5% OF ESTIMATED INTEREST ALLOCATION	
671.000 MISCELLANEOUS REVENUE	0	8	0		
	300,600	251,361	191,910		

CITY OF HUDSONVILLE

ANNUAL BUDGET

FY 2020-2021

FUND: 203 LOCAL STREET FUND
DEPARTMENT: 451.000 STREET CONSTRUCTION
Expenditures

ACCOUNT	19-20 AMENDED BUDGET	19-20 ACTIVITY THRU 04/30/20	20-21 REQUESTED AMOUNT	JUSTIFICATION DETAIL	ITEM AMOUNT
805.000 ENGINEERING SERVICES	1,000	198	0		
971.000 STREET RESURFACING	141,535	123,872	0		
	142,535	124,070	0		

CITY OF HUDSONVILLE

ANNUAL BUDGET
FY 2020-2021

FUND: 203 LOCAL STREET FUND
DEPARTMENT: 463.000 STREET ROUTINE MAINTENANCE
Expenditures

ACCOUNT	19-20 AMENDED BUDGET	19-20 ACTIVITY THRU 04/30/20	20-21 REQUESTED AMOUNT	JUSTIFICATION DETAIL	ITEM AMOUNT
702.000 PAYROLL FULL-TIME	16,950	14,157	17,873		
710.002 VISION	20	12	20		
713.000 DISABLILITY INSURANCE	156	146	158		
715.000 F.I.C.A.	1,306	1,026	1,367		
716.000 MEDICAL INSURANCE	3,941	3,618	4,280	5% INCREASE	
717.000 LIFE INSURANCE	51	46	50		
718.000 RETIREMENT/PENSION	1,895	1,426	1,966		
802.000 CONTRACTUAL SERVICES	1,500	1,320	1,500	PASER RATINGS AND GVMC DUES	
802.004 CONTRACTURAL SERV. TREE TRIM	500	0	1,500		
930.000 REPAIRS & MAINTENANCE	33,000	10,644	33,000	MISC. STREET REPAIR AND MAINTENANCE	
939.000 EPA STORMWATER COMPLIANCE	1,300	819	1,000	STREET SWEEPING, CATCH BASIN CLEANOUT ETC (\$5,000 SPLIT 80/20 WITH MAJOR STREETS)	
941.000 EQUIPMENT RENT	30,287	30,287	30,287		
967.000 NON-MOTORIZED ACT 51	4,000	0	4,000		
	94,906	63,501	97,001		

CITY OF HUDSONVILLE

ANNUAL BUDGET
FY 2020-2021

FUND: 203 LOCAL STREET FUND
DEPARTMENT: 464.000 MOWING-STREETS
Expenditures

ACCOUNT	19-20 AMENDED BUDGET	19-20 ACTIVITY THRU 04/30/20	20-21 REQUESTED AMOUNT	JUSTIFICATION DETAIL	ITEM AMOUNT
802.000 CONTRACTUAL SERVICES	1,247	510	1,625	MOWING & FERTILIZATION (2%)	1,625
	1,247	510	1,625		

CITY OF HUDSONVILLE

ANNUAL BUDGET

FY 2020-2021

FUND: 203 LOCAL STREET FUND
DEPARTMENT: 474.000 TRAFFIC SERVICES-STREETS
Expenditures

ACCOUNT	19-20 AMENDED BUDGET	19-20 ACTIVITY THRU 04/30/20	20-21 REQUESTED AMOUNT	JUSTIFICATION DETAIL	ITEM AMOUNT
702.000 PAYROLL FULL-TIME	7,291	6,077	7,672		
710.002 VISION	8	5	9		
713.000 DISABLILITY INSURANCE	67	63	68		
715.000 F.I.C.A.	562	440	587		
716.000 MEDICAL INSURANCE	1,685	1,545	1,825	5% INCREASE	
717.000 LIFE INSURANCE	22	19	21		
718.000 RETIREMENT/PENSION	825	612	844		
930.000 REPAIRS & MAINTENANCE	500	1,040	1,100		
941.000 EQUIPMENT RENT	3,666	3,666	4,583		
	14,626	13,467	16,709		

CITY OF HUDSONVILLE

ANNUAL BUDGET
FY 2020-2021

FUND: 203 LOCAL STREET FUND
DEPARTMENT: 478.000 WINTER MAINTENANCE-STREETS
Expenditures

ACCOUNT	19-20 AMENDED BUDGET	19-20 ACTIVITY THRU 04/30/20	20-21 REQUESTED AMOUNT	JUSTIFICATION DETAIL	ITEM AMOUNT
702.000 PAYROLL FULL-TIME	33,891	28,314	35,745		
710.002 VISION	35	24	41		
713.000 DISABLILITY INSURANCE	312	292	317		
715.000 F.I.C.A.	2,611	2,051	2,735		
716.000 MEDICAL INSURANCE	7,882	7,235	8,560	5% INCREASE	
717.000 LIFE INSURANCE	100	92	100		
718.000 RETIREMENT/PENSION	3,789	2,853	3,932		
930.000 REPAIRS & MAINTENANCE	20,000	16,470	20,000	INCLUDES COSTS FOR STAKES, ASPHALT AND ROAD SALT	
941.000 EQUIPMENT RENT	44,702	44,702	44,702		
	113,322	102,033	116,132		

CITY OF HUDSONVILLE

ANNUAL BUDGET
FY 2020-2021

FUND: 203 LOCAL STREET FUND
DEPARTMENT: 482.000 ADMINISTRATION-STREETS
Expenditures

ACCOUNT	19-20 AMENDED BUDGET	19-20 ACTIVITY THRU 04/30/20	20-21 REQUESTED AMOUNT	JUSTIFICATION DETAIL	ITEM AMOUNT
702.000 PAYROLL FULL-TIME	3,174	3,565	4,559		
710.002 VISION	5	3	5		
713.000 DISABLILITY INSURANCE	39	36	41		
715.000 F.I.C.A.	338	254	349		
716.000 MEDICAL INSURANCE	1,266	1,158	1,312	5% INCREASE	
717.000 LIFE INSURANCE	12	10	11		
718.000 RETIREMENT/PENSION	553	395	552		
801.000 PROFESSIONAL SERVICES	0	0	300	GVMC DUES AND ACT 51 REPORT (\$1,500 SPLIT 80/20 WITH MAJOR STREETS)	
853.000 CELL PHONE EXPENSE	377	298	380	VERIZON APPROX \$7,600/YR (SPLIT BETWEEN BUILDINGS & GROUNDS (25%) DPW (50%), AND 5 ENTERPRISE/SERVICE FUNDS (5% EA.))	
854.000 UTILITIES - PHONE/CABLE/INTERNET	300	237	300	CHARTER SERVICE @ DPW BUILDING = \$1,678/YR SPLIT BETWEEN (16.66%), AND 5 ENTERPRISE/SERVICE FUNDS (16.66% EA)	
939.000 EPA STORMWATER COMPLIANCE	3,940	2,708	2,709	STORMWATER COMPLIANCE REPORTING (\$13,543 SPLIT 80/20 WITH LOCAL STREETS)	
	10,004	8,664	10,518		
Totals for Fund: 203 LOCAL STREET FUND					
Total Revenues:	300,600	251,361	191,910		
Total Expenditures:	376,640	312,245	241,985		
Net of Revenues/Expenditures:	(76,040)	(60,884)	(50,075)		

CITY OF HUDSONVILLE

ANNUAL BUDGET
FY 2020-2021

FUND: 208 PARK/RECREATION FUND
DEPARTMENT: 751.000 PARKS
Revenues

ACCOUNT	19-20 AMENDED BUDGET	19-20 ACTIVITY THRU 04/30/20	20-21 REQUESTED AMOUNT	JUSTIFICATION DETAIL	ITEM AMOUNT
599.000 GRANTS	364,700	0	0		
602.000 DONATIONS	5,000	0	5,000	INCLUDES PARK BENCH DONATIONS	
667.000 PARK RENT/REVENUE	6,200	2,700	7,000		
667.002 VETERANS PARK REVENUE	500	725	500		
671.000 MISCELLANEOUS REVENUE	500	1,373	500		
674.000 CAPTIAL CONTRIBUTIONS	93,600	0	51,237	DONATION FROM HPS FOR PATHWAY	
699.101 TRANSFER IN - FUND 101	100,000	100,000	200,000		
	570,500	104,798	264,237		

CITY OF HUDSONVILLE

ANNUAL BUDGET
FY 2020-2021

FUND: 208 PARK/RECREATION FUND
DEPARTMENT: 751.000 PARKS
Expenditures

ACCOUNT	19-20 AMENDED BUDGET	19-20 ACTIVITY THRU 04/30/20	20-21 REQUESTED AMOUNT	JUSTIFICATION DETAIL	ITEM AMOUNT
702.000 PAYROLL FULL-TIME	49,009	40,900	51,673		
703.000 PAYROLL PART-TIME	0	0	6,720		
708.000 SWAP LABOR COMPENSATION	9,923	5,364	9,923	AVG. OF 4 WORKERS + SUPERVISOR @ \$7.50/HR * 18 HOURS/WEEK FOR 49 WEEKS = \$33,077 (30% ALLOCATED TO PARKS & REC)	
710.002 VISION	48	34	59		
713.000 DISABLILITY INSURANCE	452	412	459		
715.000 F.I.C.A.	3,775	2,959	4,467		
716.000 MEDICAL INSURANCE	11,612	10,408	12,584	5% INCREASE	
717.000 LIFE INSURANCE	127	130	146		
718.000 RETIREMENT/PENSION	5,480	4,120	5,684		
735.000 PICNIC TABLES/GRILLS	1,200	1,415	1,200		
736.000 VETS PARK PLAQUES	500	654	500		
740.000 OPERATING SUPPLIES	2,600	1,085	2,600	GARBAGE BAGS, TRASH CANS, CLEANING SUPPLIES, ETC	
801.000 PROFESSIONAL SERVICES	1,000	0	0		
802.000 CONTRACTUAL SERVICES	37,384	26,697	44,030	PORT-A-POTIES (2 LOCATIONS + 1 FOR 6 MOS + PICKLEBALL COURTS)	2,500
				MOWING & FERTILIZATION (58%)	40,033
				PEST CONTROL	350
				EVERKEPT WASTE	1,147
				Justification Items Total:	44,030
805.000 ENGINEERING SERVICES	119,000	37,212	45,000	ENGINEERING FOR BUTTERMILK PATHWAY (\$99,693 LESS 2019 BILLED AMOUNT CHARGES)	30,000
				MISC ENGINEERING (PARK BATHROOM ETC.)	15,000
				Justification Items Total:	45,000
920.000 UTILITIES - ELECTRIC	3,535	2,604	3,200		
922.000 UTILITIES - WATER/SEWER	7,000	4,157	6,000		
930.000 REPAIRS & MAINTENANCE	25,000	11,831	25,000	COVERS REPAIRS AND BASIC PARK IMPROVEMENTS	
941.000 EQUIPMENT RENT	25,653	25,653	32,066		

CITY OF HUDSONVILLE

ANNUAL BUDGET
FY 2020-2021

FUND: 208 PARK/RECREATION FUND
DEPARTMENT: 751.000 PARKS
Expenditures

ACCOUNT	19-20 AMENDED BUDGET	19-20 ACTIVITY THRU 04/30/20	20-21 REQUESTED AMOUNT	JUSTIFICATION DETAIL	ITEM AMOUNT
957.000 MISCELLANEOUS EXPENSE	200	147	300		
963.000 GENERAL/LIABILITY INSURANCE	6,781	3,886	4,022	3.5% INCREASE PROJECTED	
967.000 WILDFLOWER PROGRAM	500	0	500		
970.000 CAPITAL OUTLAY	551,000	138,132	156,493	BUTTERMILK TRAIL - FROM NEW HOLLAND TO ALLEN	126,493
				SUMMERGREEN PARK IMPROVEMENTS (FISHING STRUCTURES, ETC.)	30,000
				Justification Items Total:	156,493
977.000 SMALL EQUIPMENT PURCHASE	500	0	500		
	862,279	317,800	413,126		
Totals for Fund: 208 PARK/RECREATION FUND					
Total Revenues:	570,500	104,798	264,237		
Total Expenditures:	862,279	317,800	413,126		
Net of Revenues/Expenditures:	(291,779)	(213,002)	(148,889)		

CITY OF HUDSONVILLE

ANNUAL BUDGET
FY 2020-2021

FUND: 247 TAX INCREMENT FINANCE
DEPARTMENT: 000.000
Revenues

ACCOUNT	19-20 AMENDED BUDGET	19-20 ACTIVITY THRU 04/30/20	20-21 REQUESTED AMOUNT	JUSTIFICATION DETAIL	ITEM AMOUNT
401.000 PROPERTY TAXES	166,435	161,119	166,943		
403.000 OTTAWA CO ROAD IMPROV TAXES	5,018	4,961	5,070		
671.000 MISCELLANEOUS REVENUE	451,000	945	621,600	"ADOPT-A-POT" PROGRAM REVENUE	500
				SALE OF TRIANGLE PROPERTY	
				SALE OF N, PROSPECT PROPERTIES	250,000
				SALE OF S. PROSPECT PROPERTIES	145,000
				SALE OF "BOB & JEFF'S" PROPERTY	226,100
				Justification Items Total:	621,600
	622,453	167,025	793,613		

CITY OF HUDSONVILLE

ANNUAL BUDGET

FY 2020-2021

FUND: 247 TAX INCREMENT FINANCE
DEPARTMENT: 000.000
Expenditures

ACCOUNT	19-20 AMENDED BUDGET	19-20 ACTIVITY THRU 04/30/20	20-21 REQUESTED AMOUNT	JUSTIFICATION DETAIL	ITEM AMOUNT
702.000 PAYROLL FULL-TIME	32,292	29,025	36,211		
710.002 VISION	32	23	34		
713.000 DISABILITY INSURANCE	335	308	342		
715.000 F.I.C.A.	2,660	1,944	2,770		
716.000 MEDICAL INSURANCE	9,398	8,614	9,749	5% INCREASE	
717.000 LIFE INSURANCE	80	77	84		
718.000 RETIREMENT/PENSION	4,570	3,374	4,563		
722.000 TRAINING	200	170	200		
724.000 TRAVEL EXPENSE	50	0	0		
801.000 PROFESSIONAL SERVICES	18,860	6,535	19,700	FLOWER POT PROGRAM	800
				MISC. SERVICES (APPRAISALS, SPECIAL STUDIES, ENVIRONMENTAL, ETC.)	8,000
				MDA DUES	200
				HARVEY STREET & CHICAGO DRIVE SEASONAL PLANTINGS	10,000
				HARVEY STREET HANGING BASKETS (22)	700
				Justification Items Total:	19,700
802.000 CONTRACTUAL SERVICES	3,240	2,799	15,900	PARKING LEASE WITH WMCB	1,400
				MOWING & FERTILIZATION OF DDA PROPERTIES AND CHICAGO DR. MEDIAN (4%)	8,500
				MULCH	6,000
				Justification Items Total:	15,900
825.000 LEGAL SERVICES	4,000	5,023	4,000		
885.000 PROMOTIONAL SPONSORSHIPS	2,500	2,100	2,100		
930.000 REPAIRS & MAINTENANCE	6,250	3,042	25,550	PARKING LOT AND LIGHT MAINTENANCE, EQUIPMENT RENTAL, ETC.	5,000
				LIGHT POLE BANNERS (REPLACE OR REPAIR)	500
				CROSSWALK ART PAINT	300
				FLAGS (MISC. REPAIRS)	450

CITY OF HUDSONVILLE

ANNUAL BUDGET

FY 2020-2021

FUND: 247 TAX INCREMENT FINANCE
DEPARTMENT: 000.000
Expenditures

ACCOUNT	19-20 AMENDED BUDGET	19-20 ACTIVITY THRU 04/30/20	20-21 REQUESTED AMOUNT	JUSTIFICATION DETAIL	ITEM AMOUNT
				REPAINT CHICAGO DR LIGHTPOLES	19,300
				Justification Items Total:	25,550
941.000 EQUIPMENT RENT	3,000	3,000	3,000		
957.000 MISCELLANEOUS EXPENSE	500	325	500		
964.000 REFUNDS AND REBATES	16,856	16,856	17,205	HUDSON CENTER AGREEMENT	
970.000 CAPITAL OUTLAY	210,000	546	253,000	TERRA SQUARE AUX. PARKING LOT (INCLUDES COST OF LAND)	210,000
				WMX BUS SHELTERS (2 @ 16K)	32,000
				WMX COMMUTER LOT (JOINT PROJECT WITH HPS)	6,000
				WAYFINDING SIGNAGE	5,000
				Justification Items Total:	253,000
	314,823	83,761	394,908		

CITY OF HUDSONVILLE

ANNUAL BUDGET

FY 2020-2021

FUND: 247 TAX INCREMENT FINANCE
DEPARTMENT: 906.000 DEBT SERVICE
Expenditures

ACCOUNT	19-20 AMENDED BUDGET	19-20 ACTIVITY THRU 04/30/20	20-21 REQUESTED AMOUNT	JUSTIFICATION DETAIL	ITEM AMOUNT
991.000 PRINCIPAL	110,000	0	0		
995.000 INTEREST EXPENSE	10,000	0	9,350	INTEREST ON CITY LOAN	9,350
				REPAYMENT OF CITY LOAN - (REDUCE \$110,000 LIABILITY)	
				Justification Items Total:	9,350
	120,000	0	9,350		

CITY OF HUDSONVILLE

ANNUAL BUDGET

FY 2020-2021

FUND: 247 TAX INCREMENT FINANCE
DEPARTMENT: 966.000 TRASFERS- OUT
Expenditures

ACCOUNT	19-20 AMENDED BUDGET	19-20 ACTIVITY THRU 04/30/20	20-21 REQUESTED AMOUNT	JUSTIFICATION DETAIL	ITEM AMOUNT
999.202 TRANSFER OUT - FUND 202	5,018	5,018	5,070	TRANSFER OF ROAD MILLAGE FUNDS FOR PLAZA REALIGNMENT	
999.355 TRANSFER OUT - FUND 355	33,287	33,287	33,569	TRANSFER OUT 20% OF TAX CAPTURE FOR QOL BOND PAYMENT	
	38,305	38,305	38,639		
Totals for Fund: 247 TAX INCREMENT FINANCE					
Total Revenues:	622,453	167,025	793,613		
Total Expenditures:	473,128	122,066	442,897		
Net of Revenues/Expenditures:	149,325	44,959	350,716		

CITY OF HUDSONVILLE

ANNUAL BUDGET
FY 2020-2021

FUND: 248 DDA OPERATING FUND
DEPARTMENT: 000.000
Revenues

ACCOUNT	19-20 AMENDED BUDGET	19-20 ACTIVITY THRU 04/30/20	20-21 REQUESTED AMOUNT	JUSTIFICATION DETAIL	ITEM AMOUNT
407.000 DDA LEVY	16,420	16,417	16,541		
445.000 PENALTY/INTEREST ON TAXES	0	13	10		
	16,420	16,430	16,551		

CITY OF HUDSONVILLE

ANNUAL BUDGET

FY 2020-2021

FUND: 248 DDA OPERATING FUND
DEPARTMENT: 248.000 ADMINISTRATIVE SERVICES
Expenditures

ACCOUNT	19-20 AMENDED BUDGET	19-20 ACTIVITY THRU 04/30/20	20-21 REQUESTED AMOUNT	JUSTIFICATION DETAIL	ITEM AMOUNT
801.000 PROFESSIONAL SERVICES	921	932	967	FINANCIAL AUDIT	
920.000 UTILITIES - ELECTRIC	1,600	1,170	1,600		
922.000 UTILITIES - WATER/SEWER	5,000	3,942	8,000		
957.000 MISCELLANEOUS EXPENSE	500	43	500		
963.000 GENERAL/LIABILITY INSURANCE	4,320	1,859	1,924	3.5% INCREASE PROJECTED	
	12,341	7,946	12,991		
Totals for Fund: 248 DDA OPERATING FUND					
Total Revenues:	16,420	16,430	16,551		
Total Expenditures:	12,341	7,946	12,991		
Net of Revenues/Expenditures:	4,079	8,484	3,560		

CITY OF HUDSONVILLE

ANNUAL BUDGET
FY 2020-2021

FUND: 271 LIBRARY FUND
DEPARTMENT: 000.000
Revenues

ACCOUNT	19-20 AMENDED BUDGET	19-20 ACTIVITY THRU 04/30/20	20-21 REQUESTED AMOUNT	JUSTIFICATION DETAIL	ITEM AMOUNT
445.000 PENALTY/INTEREST ON TAXES	100	0	100		
566.002 STATE GRANTS - LIBRARY	12,557	4,359	12,663	\$8,803 IN STATE AID + \$3,860 INST MOBILE HOTSPOT REIMBURSEMENT	
580.000 BLENDON TOWNSHIP MILLAGE	45,000	2,627	46,538	67/33 SPLIT WITH ZEELAND EST 1.9% GROWTH	
599.000 UNIVERSAL SERVICE FUND REVENUE	2,095	914	3,810	DATA LINES, FIREWALL, MANAGED BROADBAND, BASIC MAINT - 50%	
620.000 LOST OR DAMAGED	800	740	900		
622.000 DAILY BOOK SALE	4,058	2,526	3,000	SELLZEE ALGORITHM CHANGE	
623.000 PROGRAM FEES - RESIDENT	500	369	500		
630.000 COPIES/FAXES	2,000	1,590	2,038		
657.000 BOOK OR VIDEO FINES	6,530	2,492	3,473	AUTO RENEWAL HAS DECREASED FEES	
659.000 PENAL FINES	35,000	0	35,000	LAST YEAR A ONE TIME PAYMENT OF \$5K WAS HELD BACK	
665.000 INTEREST INVESTMENTS	0	0	4,137	5% OF EST INVESTMENTS	
670.000 MUSIC/VIDEO RENTAL	780	356	420		
671.000 MISCELLANEOUS REVENUE	500	235	500		
675.000 PRIVATE DONATIONS	2,000	1,252	2,000		
676.000 REIMBURSEMENTS	10,000	9,739	0		
699.101 TRANSFER IN - FUND 101	358,029	358,029	352,690	TRANSFER IN TO FUND LIBRARY OPERATIONS	
	479,949	385,228	467,769		

CITY OF HUDSONVILLE

ANNUAL BUDGET

FY 2020-2021

FUND: 271 LIBRARY FUND
DEPARTMENT: 790.000 LIBRARY
Expenditures

ACCOUNT	19-20 AMENDED BUDGET	19-20 ACTIVITY THRU 04/30/20	20-21 REQUESTED AMOUNT	JUSTIFICATION DETAIL	ITEM AMOUNT
702.000 PAYROLL FULL-TIME	76,042	61,522	76,269		
703.000 PAYROLL PART-TIME	163,977	124,786	176,620	PART TIME LIBRARY STAFF (SEE PAYROLL SPREADSHEET)	
710.002 VISION	61	45	72		
713.000 DISABILITY INSURANCE	748	685	762		
715.000 F.I.C.A.	18,383	13,977	19,346		
716.000 MEDICAL INSURANCE	14,523	13,312	15,065	5% INCREASE	
717.000 LIFE INSURANCE	179	163	178		
718.000 RETIREMENT/PENSION	9,903	7,310	9,915		
720.000 MEMBERSHIPS & DUES	895	806	295		
721.000 CONFERENCES & WORKSHOPS	900	270	300	MANTING SPRING INST.	
722.000 TRAINING	150	20	150		
724.000 TRAVEL EXPENSE	50	0	50		
730.000 POSTAGE	550	0	150		
734.000 COMPUTERS & SUPPLIES	9,225	7,750	4,000	MISC REPLACEMENTS OR ADDITIONS	
740.000 OPERATING SUPPLIES	7,000	6,147	7,000		
743.000 MAGAZINE/NEWSPAPER SUBSCRIPTIO	2,200	1,448	2,000		
802.000 CONTRACTUAL SERVICES	26,766	18,592	28,541	MOWING - LIBRARY GROUNDS (2%)	650
				COPY MACHINE SERVICE	3,000
				CUSTODIAL SERVICES - INCLUDES 1 CARPET CLEANING	16,000
				ELEVATOR MAINTENANCE	1,834
				FIRE TEST + MONITORING	2,497
				FISH TANK	720
				TRASH REMOVAL	720
				DEBT COLLECTION (20) \$8.95 FEES	179
				WINDOW CLEANING	160
				ELEVATOR LICENSE	180

CITY OF HUDSONVILLE

ANNUAL BUDGET
FY 2020-2021

FUND: 271 LIBRARY FUND
DEPARTMENT: 790.000 LIBRARY
Expenditures

ACCOUNT	19-20 AMENDED BUDGET	19-20 ACTIVITY THRU 04/30/20	20-21 REQUESTED AMOUNT	JUSTIFICATION DETAIL	ITEM AMOUNT
				HVAC MAINTENANCE	1,820
				ELITE FUND USF FILING	100
				FERTILIZER & WEED CONTROL	481
				FIRE EXTINGUISHER TEST	200
				Justification Items Total:	28,541
808.000 COMPUTER SERVICES	6,496	6,626	14,471	PAST PERFECT ONLINE HOSTING	1,040
				MCONSOLE TIME MANAGEMENT SOFTWARE MAINTENANCE	220
				DEEP FREEZE	90
				HEIMLER CONSULTING I.T. SUPPORT	2,400
				SIP2 LICENSES (SELF CHECKOUT)	640
				MALWAREBYTES LICENSE	325
				DEMCO EVANCED	878
				CAPRIA MOBILE WEBSITE APP	1,738
				CANVA PRO	120
				FIREWALL	3,000
				BASIC MAINTENENCE	2,880
				MANAGED INTERNAL BROADBAND SERVICES	1,140
				Justification Items Total:	14,471
826.000 LAKELAND LIBRARY CO-OP	16,907	17,207	20,282		
853.000 PHONE EXPENSE	0	0	5,508	INCLUDES PHONE LINES AND MOBILE HOT SPOTS (100% REIMBURSED)	
854.000 UTILITIES - PHONE/CABLE/INTERNET	5,240	2,586	0		
900.000 PRINTING & PUBLISHING	900	558	500		
920.000 UTILITIES - ELECTRIC	20,000	14,138	20,000		
921.000 UTILITIES - GAS	4,000	4,304	4,000		
922.000 UTILITIES - WATER/SEWER	1,000	705	1,400		

CITY OF HUDSONVILLE

ANNUAL BUDGET
FY 2020-2021

FUND: 271 LIBRARY FUND
DEPARTMENT: 790.000 LIBRARY
Expenditures

ACCOUNT	19-20 AMENDED BUDGET	19-20 ACTIVITY THRU 04/30/20	20-21 REQUESTED AMOUNT	JUSTIFICATION DETAIL	ITEM AMOUNT
930.000 REPAIRS & MAINTENANCE	16,000	8,640	10,000		
941.000 EQUIPMENT RENT	1,426	1,426	1,188		
955.000 PROGRAMS & PRIZES	6,000	3,728	6,000		
957.000 MISCELLANEOUS EXPENSE	500	500	500		
957.001 PRIVATE DONATIONS EXPENSE	2,000	95	2,000	MUST NOT EXCEED PRIVATE DONATIONS IN REVENUES	
960.001 BOOK PURCHASES	25,000	18,602	25,000		
960.002 MUSIC PURCHASES	500	332	500		
960.003 VIDEO PURCHASES	2,000	1,653	2,000		
960.004 DIGITAL PURCHASES	4,006	2,540	5,867	OVERDRIVE	2,800
				RB DIGITAL E-AUDIOBOOKS	2,250
				RB DIGITAL MAGAZINES	817
				Justification Items Total:	5,867
963.000 GENERAL/LIABILITY INSURANCE	10,252	6,914	7,156	3.5% INCREASE PROJECTED	
970.000 CAPITAL OUTLAY	27,115	27,315	0		
977.000 SMALL EQUIPMENT PURCHASE	500	0	500		
	481,394	374,702	467,585		
Totals for Fund: 271 LIBRARY FUND					
Total Revenues:	479,949	385,228	467,769		
Total Expenditures:	481,394	374,702	467,585		
Net of Revenues/Expenditures:	(1,445)	10,526	184		

CITY OF HUDSONVILLE

ANNUAL BUDGET

FY 2020-2021

FUND: 272 LIBRARY ENDOWMENT FUND
DEPARTMENT: 000.000
Revenues

ACCOUNT	19-20 AMENDED BUDGET	19-20 ACTIVITY THRU 04/30/20	20-21 REQUESTED AMOUNT	JUSTIFICATION DETAIL	ITEM AMOUNT
675.000 PRIVATE DONATIONS	4,500	3,317	3,000		
	4,500	3,317	3,000		

CITY OF HUDSONVILLE

ANNUAL BUDGET

FY 2020-2021

FUND: 272 LIBRARY ENDOWMENT FUND
DEPARTMENT: 000.000
Expenditures

ACCOUNT	19-20 AMENDED BUDGET	19-20 ACTIVITY THRU 04/30/20	20-21 REQUESTED AMOUNT	JUSTIFICATION DETAIL	ITEM AMOUNT
800.000 ADMINISTRATIVE FEES/ CHARGES	120	0	0		
956.000 HZCF DONATIONS	4,000	0	3,000		
	4,120	0	3,000		
Totals for Fund: 272 LIBRARY ENDOWMENT FUND					
Total Revenues:	4,500	3,317	3,000		
Total Expenditures:	4,120	0	3,000		
Net of Revenues/Expenditures:	380	3,317	0		

CITY OF HUDSONVILLE

ANNUAL BUDGET

FY 2020-2021

FUND: 355 2016 QUALITY OF LIFE PROJECTS DEBT FUND
DEPARTMENT: 000.000
Revenues

ACCOUNT	19-20 AMENDED BUDGET	19-20 ACTIVITY THRU 04/30/20	20-21 REQUESTED AMOUNT	JUSTIFICATION DETAIL	ITEM AMOUNT
699.101 TRANSFER IN - FUND 101	311,838	311,838	313,156		
699.247 TRANSFER IN - TIF FUND	33,287	33,287	33,569		
	345,125	345,125	346,725		

CITY OF HUDSONVILLE

ANNUAL BUDGET

FY 2020-2021

FUND: 355 2016 QUALITY OF LIFE PROJECTS DEBT FUND
DEPARTMENT: 906.000 DEBT SERVICE
Expenditures

ACCOUNT	19-20 AMENDED BUDGET	19-20 ACTIVITY THRU 04/30/20	20-21 REQUESTED AMOUNT	JUSTIFICATION DETAIL	ITEM AMOUNT
991.000 PRINCIPAL - 2016 BOND	170,000	170,000	175,000		
995.000 INTEREST - 2016 BOND	174,625	174,625	171,225		
997.000 PAYING AGENT FEES	500	500	500		
	345,125	345,125	346,725		
Totals for Fund: 355 2016 QUALITY OF LIFE PROJECTS DEBT					
Total Revenues:	345,125	345,125	346,725		
Total Expenditures:	345,125	345,125	346,725		
Net of Revenues/Expenditures:	0	0	0		

CITY OF HUDSONVILLE

ANNUAL BUDGET
FY 2020-2021

FUND: 551 TERRA SQUARE
DEPARTMENT: 000.000
Revenues

ACCOUNT	19-20 AMENDED BUDGET	19-20 ACTIVITY THRU 04/30/20	20-21 REQUESTED AMOUNT	JUSTIFICATION DETAIL	ITEM AMOUNT
699.101 TRANSFER IN - FUND 101	0	0	14,088	TRANSFER IN NECESSARY FUNDS TO COVER ANY BUDGET SHORTFALL	
	<u>0</u>	<u>0</u>	<u>14,088</u>		

CITY OF HUDSONVILLE

ANNUAL BUDGET
FY 2020-2021

FUND: 551 TERRA SQUARE
DEPARTMENT: 249.000 OPERATIONS
Revenues

ACCOUNT	19-20 AMENDED BUDGET	19-20 ACTIVITY THRU 04/30/20	20-21 REQUESTED AMOUNT	JUSTIFICATION DETAIL	ITEM AMOUNT
623.000 PROGRAMS	300	220	300	GIFT CARDS	
662.000 LEASED SPACE CHARGES	40,682	27,733	41,448	SONDER RESTAURANT SPACE (1,310 S.F.) @ \$15.68 + 1.9% CPI = \$15.98)	20,934
				SONDER BASEMENT STORAGE SPACE (753 S.F.) @ \$2.08 + 1.9% CPI = \$2.12)	1,596
				ANNUAL TRASH + RECYCLING FEE (SONDER AND MCONNOMY)	1,758
				CO-WORK MEMBERSHIPS - ASSUMES 3 @ \$1,000 & 11 @ \$1,200	16,200
				FITNESS CLASS FEES	960
				Justification Items Total:	41,448
664.000 VENDOR FEES	3,690	3,008	4,500	MARKET VENDOR FEES	
670.000 RENT - EVENT SPACE	165,120	116,851	155,000		
671.000 MISCELLANEOUS REVENUE - TERRA SQUARE	1,200	0	0		
	210,992	147,812	201,248		

CITY OF HUDSONVILLE

ANNUAL BUDGET
FY 2020-2021

FUND: 551 TERRA SQUARE
DEPARTMENT: 249.000 OPERATIONS
Expenditures

ACCOUNT	19-20 AMENDED BUDGET	19-20 ACTIVITY THRU 04/30/20	20-21 REQUESTED AMOUNT	JUSTIFICATION DETAIL	ITEM AMOUNT
702.000 PAYROLL FULL-TIME	55,500	45,395	60,926		
703.000 PAYROLL PART-TIME	28,400	10,313	36,312	2 MARKET ASSISTANTS (ASSUMES 2,040 HOURS)	20,400
				FACILITIES ASSISTANT (ASSUMES 1,040 HOURS)	15,912
				Justification Items Total:	36,312
710.002 VISION	65	46	72		
713.000 DISABLILITY INSURANCE	505	489	592		
715.000 F.I.C.A.	5,807	4,028	7,439		
716.000 MEDICAL INSURANCE	18,073	16,598	18,747	5% INCREASE	
717.000 LIFE INSURANCE	162	161	178		
718.000 RETIREMENT/PENSION	6,246	4,673	6,817		
722.000 TRAINING	300	579	200	MFMA CONFERENCE	
724.000 TRAVEL EXPENSE	0	0	400	HOTEL, FOOD & MILEAGE	
726.000 OFFICE SUPPLIES	500	240	500		
740.000 OPERATING SUPPLIES	2,500	1,615	2,500		
801.000 PROFESSIONAL SERVICES	513	713	687	MIFMA MEMBERSHIP	150
				WEB HOSTING	350
				URL FEE	32
				SSL CERTIFICATION	155
				Justification Items Total:	687
802.000 CONTRACTUAL SERVICES	33,078	22,328	25,125	PEST CONTROL	550
				WINDOW CLEANING	985
				TRASH REMOVAL	2,900
				HVAC MAINTENANCE	3,140
				CLEANING SERVICES	16,000
				CARPET CLEANING	220

CITY OF HUDSONVILLE

ANNUAL BUDGET

FY 2020-2021

FUND: 551 TERRA SQUARE
DEPARTMENT: 249.000 OPERATIONS
Expenditures

ACCOUNT	19-20 AMENDED BUDGET	19-20 ACTIVITY THRU 04/30/20	20-21 REQUESTED AMOUNT	JUSTIFICATION DETAIL	ITEM AMOUNT
				COPIER MACHINE	300
				FIRE EXTINGUISHERS/WET SYSTEM	790
				WEED CONTROL	130
				PANDORA MUSIC ANNUAL SUBSCRIPTION	110
				Justification Items Total:	25,125
884.000 PROMOTIONS	2,500	1,282	1,000	TERRA SQUARE PROGRAMMING	
900.000 PRINTING & PUBLISHING	4,400	1,083	3,700	SIGNS	150
				DIRECT MAILERS	1,750
				BALLOONS	300
				ADVERTISING- FACEBOOK	1,500
				Justification Items Total:	3,700
920.000 UTILITIES - ELECTRIC	20,000	16,035	20,000		
921.000 UTILITIES - GAS	4,200	4,722	4,200		
922.000 UTILITIES - WATER/SEWER	1,500	1,480	1,800		
924.000 UTILITIES - PHONE/CABLE/INTERNET	1,485	1,500	2,500		
930.000 REPAIRS & MAINTENANCE	7,000	4,812	7,000		
941.000 EQUIPMENT RENT	1,910	1,910	1,042		
955.000 PROGRAMS	300	138	300		
957.000 MISCELLANEOUS EXPENSE	500	397	500		
963.000 GENERAL/LIABILITY INSURANCE	9,548	5,409	5,599	3.5% INCREASE PROJECTED	
970.000 CAPITAL OUTLAY	6,000	5,795	7,200	HVAC CONTROLS UPGRADE (\$7,173)	7,200
	210,992	151,741	215,336		
Totals for Fund: 551 TERRA SQUARE					
Total Revenues:	210,992	147,812	215,336		
Total Expenditures:	210,992	151,741	215,336		

Net of Revenues/Expenditures:	0	(3,929)	0
-------------------------------	---	---------	---

CITY OF HUDSONVILLE

ANNUAL BUDGET
FY 2020-2021

FUND: 590 SEWER FUND
DEPARTMENT: 000.000
Revenues

ACCOUNT	19-20 AMENDED BUDGET	19-20 ACTIVITY THRU 04/30/20	20-21 REQUESTED AMOUNT	JUSTIFICATION DETAIL	ITEM AMOUNT
539.000 STATE GRANTS	135,840	92,742	135,840	SAW GRANT	135,840
607.000 INSPECTION FEES	2,000	1,350	2,000	\$75 PER INSPECTION	
626.000 SALES - RTS FEES	452,662	400,461	490,000		
627.000 CONNECTION CHARGES	60,000	59,000	75,000	HIGHER TO TO NEW CONSTRUCTION	
642.000 COMMODITY CHARGE	941,040	649,199	803,600	\$3,920 PER M GALLONS (\$205M GALLONS ESTIMATED)	
655.000 FINES-FOREFEITS-PENALTIES	8,000	9,144	8,500		
	1,599,542	1,211,896	1,514,940		

CITY OF HUDSONVILLE

**ANNUAL BUDGET
FY 2020-2021**

FUND: **590 SEWER FUND**
DEPARTMENT: **537.000 LINE MAINTENANCE**
Expenditures

ACCOUNT	19-20 AMENDED BUDGET	19-20 ACTIVITY THRU 04/30/20	20-21 REQUESTED AMOUNT	JUSTIFICATION DETAIL	ITEM AMOUNT
702.000	PAYROLL FULL-TIME	58,324	48,616	61,374	
708.000	SWAP LABOR COMPENSATION	3,308	1,788	3,308	AVG. OF 4 WORKERS + SUPERVISOR @ \$7.50/HR. * 18 HOURS/WEEK FOR 49 WEEKS = \$33,075 (10% ALLOCATED TO SEWER FUND)
710.002	VISION	63	40	68	
713.000	DISABILITY INSURANCE	536	500	544	
715.000	F.I.C.A.	4,492	3,525	4,695	
716.000	MEDICAL INSURANCE	13,478	12,364	14,596	5% INCREASE
717.000	LIFE INSURANCE	169	155	168	
718.000	RETIREMENT/PENSION	6,595	4,897	6,751	
722.000	TRAINING	1,000	0	1,000	MISC. TRAINING
740.000	OPERATING SUPPLIES	500	118	500	PROTECTIVE CLOTHING, EQUIPMENT AND SMALL EQUIPMENT
801.000	PROFESSIONAL SERVICES	10,000	1,872	10,000	MISC. PROFESSIONAL SERVICES 2,000 PLUMMERS SEWER JETTING/VAC (AS NEEDED) 8,000
Justification Items Total:					10,000
802.000	CONTRACTUAL SERVICES	37,575	29,128	36,018	SCADA SYSTEM YEARLY SERVICE \$12,285 (SPLIT 50/50 WITH WATER) 6,143 CONTRACT WITH PLUMMERS TO CAMERA 25,000 LF (1/4 OF TOTAL) OF SEWER LINE 21,250 CONTRACT WITH KENNEDY FOR ANNUAL LIFT STATION MAINTENANCE 6,725 NEPTUNE METER READING SOFTWARE ANNUAL FEE (SPLIT 50/50 WITH WATER) 1,900
Justification Items Total:					36,018
805.000	ENGINEERING SERVICES	72,320	19,718	155,933	MISC. ENGINEERING COSTS 5,000 SAW GRANT RELATED ENGINEERING 150,933
Justification Items Total:					155,933
814.000	MISS DIG SERVICES	1,000	1,135	1,200	
818.000	CONTRACT SERVICES OTTAWA COUNTY	548,880	429,904	468,835	GRANDVILLE RATE = \$2,287 PER M GALLONS (205M GALLONS ESTIMATED)
821.000	SEWER DEBT SERVICE	180,000	160,293	220,750	\$760 PER M GALLONS (290M GALLONS ESTIMATED)

CITY OF HUDSONVILLE

ANNUAL BUDGET
FY 2020-2021

FUND: 590 SEWER FUND
DEPARTMENT: 537.000 LINE MAINTENANCE
Expenditures

ACCOUNT	19-20 AMENDED BUDGET	19-20 ACTIVITY THRU 04/30/20	20-21 REQUESTED AMOUNT	JUSTIFICATION DETAIL	ITEM AMOUNT
920.000 UTILITIES - ELECTRIC	18,000	14,569	17,500		
921.000 UTILITIES - GAS	5,000	3,587	4,000		
930.000 REPAIRS & MAINTENANCE	31,000	22,353	31,000		
941.000 EQUIPMENT RENT	18,710	18,710	41,017	LARGER THAN NORMAL TRANSFER TO SUPPLEMENT EQUIPMENT FUND	
963.000 GENERAL/LIABILITY INSURANCE	8,746	6,210	6,427	3.5% INCREASE PROJECTED	
964.000 SEWER BACKUP PAYMENT	1,000	0	1,000	WOULD NEED EXPANSION IF SIGNIFICANT CLAIM IS FILED	
970.000 CAPITAL OUTLAY	10,000	19,373	50,000	REPLACE TWO LIFT STATION PUMPS & UPSIZE DISCHARGE PIPES & VALVES	40,000
				LIFT STATION PUMP & VALVE REPLACEMENT PROGRAM	10,000
				Justification Items Total:	50,000
977.000 CONFINED SPACE EQUIPMENT	1,000	0	1,000		
	1,031,696	798,855	1,137,684		

CITY OF HUDSONVILLE

ANNUAL BUDGET
FY 2020-2021

FUND: 590 SEWER FUND
DEPARTMENT: 538.000 ADMINISTRATION-UTILITY
Expenditures

ACCOUNT	19-20 AMENDED BUDGET	19-20 ACTIVITY THRU 04/30/20	20-21 REQUESTED AMOUNT	JUSTIFICATION DETAIL	ITEM AMOUNT
702.000 PAYROLL FULL-TIME	26,969	37,811	48,003		
710.002 VISION	36	27	39		
713.000 DISABILITY INSURANCE	387	362	405		
715.000 F.I.C.A.	3,580	2,743	3,672		
716.000 MEDICAL INSURANCE	10,664	9,743	11,061	5% INCREASE	
717.000 LIFE INSURANCE	96	87	96		
718.000 RETIREMENT/PENSION	6,248	4,387	6,088		
730.000 POSTAGE	2,800	1,423	2,800	FOR BILLS, EDUCATIONAL POST CARDS AND OTHER MATERIALS	
807.000 AUDIT	473	478	497		
825.000 LEGAL SERVICES	2,500	0	2,500	TO COVER COST OF LEGAL FEES RELATED TO SEWAGE EVENTS	
853.000 CELL PHONE EXPENSE	377	298	595	VERIZON APPROX \$7,600/YR (SPLIT BETWEEN BUILDINGS & GROUNDS (25%) DPW (50%), AND 5 ENTERPRISE/SERVICE FUNDS (5% EA.))	
854.000 UTILITIES - PHONE/CABLE/INTERNET	300	237	540	CHARTER SERVICE @ DPW BUILDING = \$1,678/YR SPLIT BETWEEN (16.66%), AND 5 ENTERPRISE/SERVICE FUNDS (16.66% EA)	
900.000 PRINTING & PUBLISHING	2,800	1,281	2,800	SEWER BILLS AND EDUCATIONAL MATERIAL PRINTING COSTS	
955.000 REGIS PROGRAM	4,450	4,523	4,486	REGIS - SPLIT WITH GENERAL FUND (33%), WATER FUND (33%) & SEWER FUND (33%)	
957.000 MISCELLANEOUS EXPENSE	500	180	250		
	62,180	63,580	83,832		
Totals for Fund: 590 SEWER FUND					
Total Revenues:	1,599,542	1,211,896	1,514,940		
Total Expenditures:	1,093,876	862,435	1,221,516		
Net of Revenues/Expenditures:	505,666	349,461	293,424		

CITY OF HUDSONVILLE

ANNUAL BUDGET
FY 2020-2021

FUND: 591 WATER FUND
DEPARTMENT: 000.000
Revenues

ACCOUNT	19-20 AMENDED BUDGET	19-20 ACTIVITY THRU 04/30/20	20-21 REQUESTED AMOUNT	JUSTIFICATION DETAIL	ITEM AMOUNT
539.000 STATE GRANTS	322,949	0	0		
607.000 INSPECTION FEES	1,600	1,650	1,800	MORE ANTICIPATED DUE TO NEW DEVELOPMENT	
626.000 SALES - RTS FEES	404,595	334,990	425,000		
627.000 CONNECTION CHARGES	45,000	56,801	65,000	MORE ANTICIPATED DUE TO NEW DEVELOPMENT	
642.000 COMMODITY CHARGE	447,330	460,731	436,650	\$2,130 PER M GAL (205M GAL EST)	
643.000 TURN ON CHARGES	2,500	3,100	3,400		
655.000 FINES-FOREFEITS-PENALTIES	7,000	6,545	7,000		
671.000 MISCELLANEOUS REVENUE	500	245	500		
672.000 CURRENT SPECIAL ASSESSMENTS BILLED	0	622	500		
676.000 REIMBURSEMENTS	1,000	0	2,250	MISC REIMBURSEMENTS	1,000
				REIMBURSEMENTS FROM JAMESTOWN FOR BOOSTER STATION	1,250
				REPAIRS	
				Justification Items Total:	2,250
	1,232,474	864,684	942,100		

CITY OF HUDSONVILLE

ANNUAL BUDGET
FY 2020-2021

FUND: 591 WATER FUND
DEPARTMENT: 537.000 LINE MAINTENANCE
Expenditures

ACCOUNT	19-20 AMENDED BUDGET	19-20 ACTIVITY THRU 04/30/20	20-21 REQUESTED AMOUNT	JUSTIFICATION DETAIL	ITEM AMOUNT
702.000 PAYROLL FULL-TIME	65,037	54,486	69,257		
708.000 SWAP LABOR COMPENSATION	3,308	1,788	3,308	AVG. OF 4 WORKERS + SUPERVISOR @ \$7.50/HR. * 18 HOURS/WEEK FOR 49 WEEKS = \$33,077 (10% ALLOCATED TO WATER FUND)	
710.002 VISION	70	45	75		
713.000 DISABILITY INSURANCE	603	598	618		
715.000 F.I.C.A.	5,005	3,947	5,298		
716.000 MEDICAL INSURANCE	15,466	14,184	16,658	5% INCREASE	
717.000 LIFE INSURANCE	187	170	186		
718.000 RETIREMENT/PENSION	7,350	5,493	7,618		
722.000 TRAINING	1,000	942	1,000		
740.000 OPERATING SUPPLIES	500	43	500	MISC/OFFICE SUPPLIES	
744.000 "NEW SERVICE" SUPPLIES	8,000	23,766	24,000	NEW METERS, CONNECTIONS ETC. FOR NEW ACCOUNTS	
801.000 PROFESSIONAL SERVICES	0	0	5,600	WATER TOWER INSPECTIONS	
802.000 CONTRACTUAL SERVICES	11,850	9,933	14,043	CONTRACTURAL AGREEMENT WITH HYDRO DESIGNS	6,000
				SCADA ANNUAL MAINTENACE (SPLIT 50/50 WITH SEWER)	6,143
				NEPTUNE METER READING SOFTWARE ANNUAL FEE (SPLIT 50/50 WITH WATER)	1,900
				Justification Items Total:	14,043
805.000 ENGINEERING SERVICES	125,444	97,751	81,000	KIEL & LINCOLN WATER MAIN ENGINEERING	56,000
				BARKER, AUTUM & 32ND W.M. ENGINEERING	20,000
				MISC ENGINEERING	5,000
				Justification Items Total:	81,000
814.000 MISS DIG SERVICES	500	617	1,000		
820.000 WATER USE - OTTAWA COUNTY	268,800	222,886	278,800	\$1,360 PER M GAL (205M GAL EST)	
920.000 UTILITIES - ELECTRIC	4,600	3,848	5,000		
921.000 UTILITIES - GAS	600	468	600		
930.000 REPAIRS & MAINTENANCE	30,000	12,165	30,000	INCLUDES VALVE AND HYDRANT REPLACEMENT PROGRAM AND WATER MAIN REPAIR	

CITY OF HUDSONVILLE

ANNUAL BUDGET

FY 2020-2021

FUND: 591 WATER FUND
DEPARTMENT: 537.000 LINE MAINTENANCE
Expenditures

ACCOUNT	19-20 AMENDED BUDGET	19-20 ACTIVITY THRU 04/30/20	20-21 REQUESTED AMOUNT	JUSTIFICATION DETAIL	ITEM AMOUNT
941.000 EQUIPMENT RENT	23,002	23,002	49,273		
957.000 MISCELLANEOUS EXPENSE	100	0	250		
963.000 GENERAL/LIABILITY INSURANCE	4,788	3,863	3,998	3.5% INCREASE PROJECTED	
970.000 CAPITAL OUTLAY	905,000	569,603	341,500	KIEL & LINCOLN WATER MAIN REPLACEMENT	295,000
				UPGRADE CONTROL & COMMUNICATION EQUIPMENT	46,500
				Justification Items Total:	341,500
	1,481,210	1,049,598	939,582		

CITY OF HUDSONVILLE

ANNUAL BUDGET

FY 2020-2021

FUND: 591 WATER FUND
DEPARTMENT: 538.000 ADMINISTRATION-UTILITY
Expenditures

ACCOUNT	19-20 AMENDED BUDGET	19-20 ACTIVITY THRU 04/30/20	20-21 REQUESTED AMOUNT	JUSTIFICATION DETAIL	ITEM AMOUNT
702.000 PAYROLL FULL-TIME	26,969	37,810	48,003		
710.002 VISION	36	27	39		
713.000 DISABILITY INSURANCE	387	331	405		
715.000 F.I.C.A.	3,580	2,742	3,672		
716.000 MEDICAL INSURANCE	10,664	9,743	11,061	5% INCREASE	
717.000 LIFE INSURANCE	96	87	96		
718.000 RETIREMENT/PENSION	6,248	4,387	6,088		
720.000 MEMBERSHIPS & DUES	1,250	900	1,265	MRWA MEMBERSHIP DUES	710
				EMPLOYEE OPERATOR LICENSES	190
				TEST APPLICATIONS	200
				R MILLER AWWA MEMBERSHIP	165
				Justification Items Total:	1,265
722.000 TRAINING	200	0	200		
727.000 OFFICE SUPPLIES	100	0	100		
730.000 POSTAGE	2,800	2,082	2,800	FOR BILLS, EDUCATIONAL MAILERS, ETC	
802.000 CONTRACTUAL SERVICES	6,927	5,899	7,083	MOWING & FERTILIZATION @ BOOSTER STATIONS AND WATER TOWERS (6%)	3,900
				DEQ COMMUNITY PUBLIC WATER SUPPLY ANNUAL FEE	3,183
				Justification Items Total:	7,083
807.000 AUDIT	2,870	2,903	3,013		
825.000 LEGAL SERVICES	500	0	500		
853.000 CELL PHONE EXPENSE	377	298	600	VERIZON APPROX \$7,600/YR (SPLIT BETWEEN BUILDINGS & GROUNDS (25%) DPW (50%), AND 5 ENTERPRISE/SERVICE FUNDS (5% EA.))	
854.000 UTILITIES - PHONE/CABLE/INTERNET	400	237	400	CHARTER SERVICE @ DPW BUILDING = \$1,678/YR SPLIT BETWEEN (16.66%), AND 5 ENTERPRISE/SERVICE FUNDS (16.66% EA)	
900.000 PRINTING & PUBLISHING	2,800	1,641	2,800	WATER BILL AND EDUCATIONAL MATERIAL PRINTING COSTS	
922.000 UTILITIES - WATER/SEWER	50	0	0		
930.000 REPAIRS & MAINTENANCE - BLDG	1,500	278	2,500		

CITY OF HUDSONVILLE

ANNUAL BUDGET

FY 2020-2021

FUND: 591 WATER FUND
DEPARTMENT: 538.000 ADMINISTRATION-UTILITY
Expenditures

ACCOUNT		19-20 AMENDED BUDGET	19-20 ACTIVITY THRU 04/30/20	20-21 REQUESTED AMOUNT	JUSTIFICATION DETAIL	ITEM AMOUNT
955.000	REGIS PROGRAM	4,450	4,523	4,486	W/JAMES TOWN) REGIS - SPLIT WITH GENERAL FUND (33%), WATER FUND (33%) & SEWER FUND (33%)	
957.000	MISCELLANEOUS EXPENSE	500	467	250		
		<hr/> 72,704	<hr/> 74,355	<hr/> 95,361		
Totals for Fund: 591 WATER FUND						
Total Revenues:		1,232,474	864,684	942,100		
Total Expenditures:		1,553,914	1,123,953	1,034,943		
Net of Revenues/Expenditures:		(321,440)	(259,269)	(92,843)		

CITY OF HUDSONVILLE

ANNUAL BUDGET
FY 2020-2021

FUND: 661 EQUIPMENT FUND
DEPARTMENT: 000.000
Revenues

ACCOUNT	19-20 AMENDED BUDGET	19-20 ACTIVITY THRU 04/30/20	20-21 REQUESTED AMOUNT	JUSTIFICATION DETAIL	ITEM AMOUNT
667.003 EQUIPMENT RENTAL - TIF FUND	3,000	3,000	3,000		
667.004 EQUIPMENT RENTAL - GENERAL FUND	21,527	21,527	22,528	101-265.000-941 (CITY HALL)	5,197
				101-441-.000-941 (DPW)	14,220
				101-748.000-941 (PROMOTION)	2,870
				101-721.000-941 (PLANNER)	241
				101-257.000-941 (ASSESSOR)	
				Justification Items Total:	22,528
667.005 EQUIPMENT RENTAL - MAJOR STREET	78,719	78,719	79,572	202-463.000-941.000 (STREET ROUTINE MAINT.)	30,287
				202-464.000-941.000 (MOWING - STREETS)	
				202-474.000-941.000 (TRAFFIC SERVICES - STREETS)	4,583
				202-478.000-941.000 (WINTER MAINT. - STREETS)	44,702
				Justification Items Total:	79,572
667.006 EQUIPMENT RENTAL - LOCAL STREET	78,655	78,655	79,572	203-463.000-941.000 (STREETS ROUTINE MAINT.)	30,287
				203-464.000-941.000 (MOWING - STREETS)	
				203-474.000-941.000 (TRAFFIC SERVICES)	4,583
				203-478.000-941.000 (WINTER MAINT. - STREETS)	44,702
				Justification Items Total:	79,572
667.007 EQUIPMENT RENTAL - LIBRARY	1,426	1,426	1,188		
667.008 EQUIPMENT RENTAL - SEWER ENTERPRISES	18,710	18,710	41,017		
667.009 EQUIPMENT RENTAL - WATER ENTERPRISES	23,002	23,002	49,273		
667.010 EQUIPMENT RENTAL - EQUIPMENT FUND	3,218	3,218	4,023		
667.012 EQUIPMENT RENTAL - PARKS	25,653	25,653	32,066		
667.016 EQUIP RENT - TERRA SQ	1,910	1,910	1,042		
671.000 MISCELLANEOUS REVENUE	100	57	50		
673.000 SALE OF FIXED ASSETS	3,000	12,687	23,500	SALE OF JOHN DEER TRACTOR	13,500

CITY OF HUDSONVILLE

ANNUAL BUDGET
FY 2020-2021

FUND: 661 EQUIPMENT FUND
DEPARTMENT: 000.000
Revenues

ACCOUNT	19-20 AMENDED BUDGET	19-20 ACTIVITY THRU 04/30/20	20-21 REQUESTED AMOUNT	JUSTIFICATION DETAIL	ITEM AMOUNT
				TRADE IN VALUE OF TRUCK #195	6,500
				TRADE IN VALUE OF CITY VAN	3,500
				Justification Items Total:	23,500
	258,920	268,564	336,831		

CITY OF HUDSONVILLE

ANNUAL BUDGET
FY 2020-2021

FUND: 661 EQUIPMENT FUND
DEPARTMENT: 000.000
Expenditures

ACCOUNT	19-20 AMENDED BUDGET	19-20 ACTIVITY THRU 04/30/20	20-21 REQUESTED AMOUNT	JUSTIFICATION DETAIL	ITEM AMOUNT
999.101 TRANSFER OUT - FUND 101	37,670	37,670	0		
999.663 TRANSFER OUT - FUND 663	133,781	133,781	0		
	171,451	171,451	0		

CITY OF HUDSONVILLE

ANNUAL BUDGET
FY 2020-2021

FUND: 661 EQUIPMENT FUND
DEPARTMENT: 570.000 EQUIPMENT EXPENSES
Expenditures

ACCOUNT	19-20 AMENDED BUDGET	19-20 ACTIVITY THRU 04/30/20	20-21 REQUESTED AMOUNT	JUSTIFICATION DETAIL	ITEM AMOUNT
702.000 PAYROLL FULL-TIME	59,628	52,023	69,782		
710.002 VISION	62	46	67		
713.000 DISABLILITY INSURANCE	594	588	660		
715.000 F.I.C.A.	4,562	3,731	5,338		
716.000 MEDICAL INSURANCE	18,425	16,889	19,122	5% INCREASE	
717.000 LIFE INSURANCE	166	151	165		
718.000 RETIREMENT/PENSION	6,645	5,276	7,676		
722.000 TRAINING	500	225	500	CERTIFICATIONS FOR M. ONDERSMA	
780.000 SHOP TOOLS & SUPPLIES	2,500	1,319	2,500		
807.000 AUDIT	482	488	506		
853.000 CELL PHONE EXPENSE	377	298	380	VERIZON APPROX \$7,600/YR (SPLIT BETWEEN BUILDINGS & GROUNDS (25%) DPW (50%), AND 5 ENTERPRISE/SERVICE FUNDS (5% EA.))	
854.000 UTILITIES - PHONE/CABLE/INTERNET	300	237	300	CHARTER SERVICE @ DPW BUILDING = \$1,678/YR SPLIT BETWEEN (16.66%), AND 5 ENTERPRISE/SERVICE FUNDS (16.66% EA)	
867.000 GAS	30,000	18,429	30,000		
871.000 DPW - COMMERCIAL DRIVERS LICENSE	500	204	500	DOT PHYSICALS @ \$46 EACH, 7 DPW CREW, AT LEAST 1 PER EMPLOYEE	
930.000 REPAIRS & MAINTENANCE	50,000	52,382	50,000	MISC. REPAIRS AND MAINT	
941.000 EQUIPMENT RENT	3,218	3,218	4,023		
957.000 MISCELLANEOUS EXPENSE	250	0	100		
963.000 GENERAL/LIABILITY INSURANCE	23,762	19,448	20,129	3.5% INCREASE PROJECTED	
970.000 CAPITAL OUTLAY	136,324	136,724	94,000	REPLACE COMPACT LOADER TRACTOR WITH TOOLCAT	64,000
				REPLACE PICK UP TRUCK #195	30,000
				REPLACE CITY VAN (\$21,000)- ON HOLD	
				Justification Items Total:	94,000
977.000 SMALL EQUIPMENT PURCHASE	500	25	6,500	EQUIPMENT TRAILER	4,000
				TOPPER FOR DON POSTMA TRUCK	2,000
				MISC SMALL EQUIPMENT	500

FY 2020-2021

ACCOUNT	19-20 AMENDED BUDGET	19-20 ACTIVITY THRU 04/30/20	20-21 REQUESTED AMOUNT	JUSTIFICATION DETAIL	ITEM AMOUNT
---------	----------------------------	------------------------------------	------------------------------	----------------------	----------------

CITY OF HUDSONVILLE

ANNUAL BUDGET
FY 2020-2021

FUND: 663 FIRE VEHICLE FUND
DEPARTMENT: 336.000 FIRE DEPARTMENT
Revenues

ACCOUNT	19-20 AMENDED BUDGET	19-20 ACTIVITY THRU 04/30/20	20-21 REQUESTED AMOUNT	JUSTIFICATION DETAIL	ITEM AMOUNT
699.101 TRANSFER IN - FUND 101	40,000	40,000	40,000		
699.661 TRANSFER IN - FUND 661	133,781	133,781	0		
	173,781	173,781	40,000		
Totals for Fund: 663 FIRE VEHICLE FUND					
Total Revenues:	173,781	173,781	40,000		
Total Expenditures:	0	0	0		
Net of Revenues/Expenditures:	173,781	173,781	40,000		
Total - All Funds					
Total Revenues:	10,463,768	8,024,961	9,913,127		
Total Expenditures:	(10,378,925)	(7,752,267)	(9,637,803)		
Net of Revenues/Expenditures:	84,843	272,694	275,324		

Exhibit 4

2020-2022 Capital Improvements Plan

	Project Name	Fund Source	Grant Funded	Project Description	Internal Funds	External Funds	Eng.	Total	Notes
2020-2021	Kiel & Lincoln Street St. W.M. Resurface/Repair	Water		Kiel from 36th to Madison, Lincoln from Kiel to Dead End	\$ 295,000	\$ -	\$ 56,000	\$ 351,000	
	Water System Remote Site SCADA Upgrades	Water		Upgrade control and communication equipment to stay compatible with City of Wyoming	\$ 46,500			\$ 46,500	
	Corporate Grove Lift Station Upgrade	Sewer		Replace two pumps and upsize discharge piping and valves to increase station capacity	\$ 40,000			\$ 40,000	Price to be verified, F&V to advise
	SAW Program - Phase 3 of 3	Sewer		Stormwater Asset Management & Wastewater Program with F&V	\$ 15,093	\$ 135,840		\$ 150,933	Three year project
	West Van Buren St. Resurfacing *carry to 2021-2022	Major Streets	✓	Reconstruct from 36th Ave. west to City limits	\$ 96,030	\$ 296,700	\$ 70,740	\$ 463,470	75/25 split MDOT
	Add left turn signals at 32nd/Corporate	Major Streets		Left-hand turn signals for NB and SB traffic turning onto Corporate/Hudson Trl	\$ 34,000			\$ 34,000	29k from GR Signal, 5k for F&V study
	32nd Ave. Widening	Major Streets	✓	Widen 32nd Ave. south of overpass and add dual left turn lanes onto EB ramp	\$ 403,574	\$ 280,000	\$ 120,343	\$ 803,917	MDOT pays engineering City pays \$15k for paint
	Plaza/Central Road Realignment	Major Streets		Realign Plaza Ave. And Central Blvd. to accommodate future Village Green	\$ 149,000		\$ 27,000	\$ 176,000	
	Misc. Major Street Repairs	Major Streets		Various resurface, sealcoat, crackseal work, location TBD	TBD				
	Misc. Local Street Repairs	Local Streets		Various resurface, sealcoat, crackseal work, location TBD	TBD				
	Buttermilk Trail though Summergreen/School Property	Parks	✓	Non-motorized pathway from New Holland to Allen St.	\$ 126,493	\$ 459,937	\$ 99,693	\$ 686,123	\$378,700 MDOT, \$30k Deppe, \$51,237 school
	Summergreen Park Improvements	Parks	✓	Install various improvements around new Summer Creek Water Body		\$ 30,000		\$ 30,000	Funds committed by Deppe in 2018/19
	32nd Ave. Banner Poles	DDA/TIFA		Install City Event Banner Poles Adjacent to 32nd Ave. near City Hall	\$ 12,685				
	WMX Bus Shelters	DDA/TIFA		Install 2 shelters at School/Chicago Dr @ \$16,000 ea.	\$ 32,000				
	WMX Commuter Parking Lot	DDA/TIFA		Work with HPS to expand ECC parking lot for commuters at south end	TBD				
	Refurbish Chicago Drive Light Poles	DDA/TIFA		Restore rusted blue light poles	\$ 38,600				Maybe split with General Fund
	City Hall Front Counter Reconfiguration	General		Reconfigure front counter and lobby area for security purposes	\$ 5,000			\$ 5,000	
	City Hall Interior Updates - Phase 7 of 8	General		Remaining carpet in north main office area and south side office	\$ 11,000	\$ -		\$ 11,000	
	City Hall Rooftop Unit - Phase 1 of 2	General		Preventative Maintenance - 20+ YO Main Air Handler on City Hall (set funds aside)	\$ 27,500			\$ 27,500	
	Terra Square HVAC Control Upgrades	Terra Square		Upgrade to web-based control system	\$ 7,200			\$ 7,200	
	Replace John Deere Compact Loader Tractor	Equipment		Replace 20 YO tractor with 2nd BobCat ToolCat	\$ 64,000			\$ 64,000	
	Replace 2010 Dodge Grand Caravan	Equipment		Replace 10 YO van, 90,000 miles with new comperable vehicle	\$ 21,000			\$ 21,000	Contingent on ACT 51 Funds
	Replace Pickup Truck #195	Equipment		Replace Miller's 2007 1/2 ton Chevy Standard Cab (No Plows)	\$ 30,000	\$ -		\$ 30,000	
2021-2022	Barker St. W.M. Resurface/Repair	Water		Replace 400' of 4" W.M. w/ 8" from 36th to Pine and resurface	\$ 44,000	\$ -		\$ 44,000	Does not include resurfacing cost
	Autum Dr. W.M. Resurface/Repair	Water		Replace 200' of 6" W.M. w/ 8" from W. Springdale to E. Springdale and resurface	\$ 22,000	\$ -		\$ 22,000	Does not include resurfacing cost
	32nd Ave. W.M. Resurface/Repair	Water		Install 600' of 8" W.M. from Beechforest St. to Beechcrest Dr. and resurface	\$ 66,000	\$ -		\$ 66,000	Does not include resurfacing cost
	Paint Highland Water Tank	Water		Clean and paint 300,000 gallon tank exterior	\$ 185,000	\$ -		\$ 185,000	Only if necessary
	Misc. Major Street Repairs	Major Streets		Various resurface, sealcoat, crackseal work, location TBD	TBD				
	Right of Way Acquisition for 32nd/New Hol Trn Ln	Major Streets		Aquire ROW for SB left-turn lane on 32nd at NH	TBD				
	Misc. Local Street Repairs	Local Streets		Various resurface, sealcoat, crackseal work, location TBD	TBD				
	Hughes Park Pathway Improvements	Parks		Install non-motorized connector pathway around perimeter of park	\$ 30,000		\$ 5,000	\$ 35,000	
	Construct Summergreen Park Bathroom	Parks		Construct Bathroom Facility and Parking Lot off new Holland	TBD				Don D to provide estimate
	Replace Outdoor Book Return Box	Library		Replace library book return box with Kingsley C-Series or equivalent	\$ 7,000			\$ 7,000	
	Terra Square Aux. Parking Lot	DDA/TIFA		Construct new parking lot on School Ave across from Terra Square (includes land)	\$ 193,591		\$ 16,000	\$ 209,591	Dependent on property owner
	Acquire Property for Village Green	General	✓	Aquire HUD Wheel Alignment Property for Future Village Green	\$ 190,600	\$ 95,300			Assumes Trust Fund Grant
	City Hall Interior Updates - Phase 8 of 8	General		Carpeting and painting in Police and Fire Areas	\$ 10,000	\$ -		\$ 10,000	Taken out of Don's R&M Budget
	Fire Department Equipment Upgrade	General	✓	Replace 20 sets of SCBA Equipment	\$ 10,000	\$ 140,000		\$ 150,000	Seeking FEMA Grant
	Replace City Hall Rooftop Unit - Pase 2 of 2	General		Preventative Maintenance - 20+ YO Main Air Handler on City Hall	\$ 27,500			\$ 27,500	
	Upgrade Terra Square Entry Security System	Terra Square		Upgrade to SALTO System	\$ 10,400			\$ 10,400	
	Replace Dump Truck #192	Equipment		Replace 2005 Truck w/new, fitted with dump box, belly blade, and salter	\$ 150,000			\$ 150,000	Mark to verify cost
	Replace Pickup Truck # 198	Equipment		Replace with 3/4-ton truck and plows	\$ 40,000				

Exhibit 5

2023-2025 Capital Improvements Plan

	Project Name	Fund Source	Grant Funded	Project Description	Internal Funds	External Funds	Eng.	Total	Notes
2022-2023	Highland Dr. W.M. Resurface/Repair	Water		Install 900' of 8" W.M. from W. Canterbury to 40th and resurface	\$ 99,000	\$ -		\$ 99,000	Does not include resurfacing cost
	Paint New Holland Water Tank	Water		Perform Misc repairs on 750,000 gallon tank	\$ 224,000	\$ -		\$ 224,000	Only if necessary
	Kelly Street W.M Resurface/Repair	Water		From Cherry to 32nd Ave.	\$ 380,000	\$ -	\$ 68,000	\$ 448,000	
	32nd Ave left turn lane @ New Holland St	Major Streets	✓	Widen 32nd Ave for left turn lane at New Holland St	\$ 40,000	\$ 160,000	\$ 36,000	\$ 236,000	In TIP 80/20 split CMAQ - does not include land acquisition
	Balsam Dr. Reconstruction	Major Streets	✓	4,000' @ 4 lanes, 1,800' @ 3 lanes from Van Buren to north city limits	\$ 246,600	\$ 575,400	\$ 140,000	\$ 962,000	GVMC illustrative list (assumes 70%)
	Misc. Major Street Repairs	Major Streets		Various resurface, sealcoat, crackseal work, location TBD	TBD				
	Misc. Local Street Repairs	Local Streets		Various resurface, sealcoat, crackseal work, location TBD	TBD				
	City Hall HVAC Control Upgrades	General		Upgrade to web-based control system	\$ 9,200			\$ 9,200	
	Acquire Property for Village Green	General	✓		TBD				MDNR, MEDC Grants possible
	Nature Center Parking Enhancements	Parks		Construct off street parking lot facility at New Holland picnic facility	\$ 65,000	\$ -		\$ 65,000	Bob to verify price
2023-2024	Tera Square Market Space Acoustics Upgrades	Terra Square		Install Acoustic Panels in Market Space	\$ 7,000			\$ 7,000	
	Replace City Hall Minivan # 205	Equipment		Replace 2010 Dodge Caravan with similar, newer, lower-mileage used model	\$ 15,000			\$ 15,000	Mark to verify price
	I-196 W.M. Loop	Water		Install 600' of 12" W.M. under I-196 from Hillside to Hudson	\$ 192,000	\$ -		\$ 192,000	
	Paint Highland Water Tank	Water		Clean and paint 300,000 gallon tank exterior	\$ 185,000	\$ -		\$ 185,000	Only if necessary
	Autum Dr. W.M. Resurface/Repair	Water		Replace 200' of 6" W.M. w/ 8" from W. Springdale to E. Springdale and resurface	\$ 22,000	\$ -		\$ 22,000	Does not include resurfacing cost
	40th Ave. Road Work*	Major Streets	✓	Resurface 1,150' from M-121 to New Holland	\$ 136,000		\$ 24,500	\$ 160,500	GVMC illustrative list
	40th Ave. Road Work*	Major Streets	✓	Resurface 2,100' from M-121 to Grant	\$ 304,000		\$ 54,720	\$ 358,720	GVMC illustrative list
	40th Ave. Road Work*	Major Streets	✓	Resurface 1,800' from Grant to Van Buren	\$ 320,000		\$ 57,600	\$ 377,600	GVMC illustrative list
	40th Ave. Road Work*	Major Streets	✓	Resurface 1,600' from Van Buren to north city limits	\$ 252,000		\$ 45,360	\$ 297,360	GVMC illustrative list
	Misc. Major Street Repairs	Major Streets		Various resurface, sealcoat, crackseal work, location TBD	TBD				
	Highland Dr Reconstruct	Major Streets		Total reconstruct with base and underdrain from 32nd west to bridge	TBD				
	Misc. Local Street Repairs	Local Streets		Various resurface, sealcoat, crackseal work, location TBD	TBD				
	Build Village Green	General	✓	Construct Village Green and surrounding streets/parking per redevelopment plan	\$ 700,000	\$ 1,500,000		\$ 2,200,000	MDNR, MEDC Grants possible
	Elmwood to Sunrise trail connector	Parks		Non-motorized path from Balsam Dr. @ Elmwood path trailhead east to Sunrise Park	TBD				In conjunction w/ development of property
24-25	Buttermilk Creek trail - Phase 3 of 5*	Parks	✓	Non-motorized pathway along creek from New Holland south to Highland	\$ 112,798	\$ -		\$ 112,798	Dan to apply for GVMC funding
	Replace Pickup Truck #202	Equipment		Replace 2011 3/4 ton Chevy Standard Cab w/ Plows	\$ 50,000			\$ 50,000	
	Lawndale Ave. W.M. Resurface/Repair	Water		From Barker to Van Buren (Increase 1,150' of 6" w/ 8" - \$126.5k)	\$ 215,000	\$ -	\$ 41,000	\$ 256,000	
	Highland Drive Reconstruction	Major Streets	✓	3,250' reconstruction from Creekview to 32nd Ave.	\$ 612,000		\$ 104,000	\$ 716,000	Dan to apply for 70% GVMC funding
	Misc. Major Street Repairs	Major Streets		Various resurface, sealcoat, crackseal work, location TBD	TBD				
	Misc. Local Street Repairs	Local Streets		Various resurface, sealcoat, crackseal work, location TBD	TBD				
	Hughes Park Pickleball Courts	Parks		Install 6-8 pickleball courts, fencing and walkways at Hughes Park	\$ 150,000			\$ 150,000	
	Fire Department Equipment Upgrade	General		Replace 30 Pair Fire Leather Boots	\$ 10,000				

Exhibit 6
CITY OF HUDSONVILLE
OTTAWA COUNTY, MICHIGAN

ORDINANCE NO. 20-321

Commissioner Brandsen, supported by Commissioner DeVree, moved the adoption of the following ordinance:

**AN ORDINANCE ADOPTING ANNUAL BUDGET FOR FISCAL YEAR 2020-21, APPROVING MILLAGE LEVIES
AND OTHER MATTERS RELATED THERETO**

WHEREAS, the City Manager and City Treasurer/Finance Director have prepared and submitted to the City Commission at its meeting on May 12, 2020, a proposed complete itemized annual budget for the 2020-21 fiscal year of the City (the "FY 20-21 Budget") in accordance with the City Charter, applicable State of Michigan law and applicable federal law and regulations, if any; and

WHEREAS, after FY 20-21 Budget was presented to the City Commission, a copy has been available for public inspection at the City Clerk's website www.hudsonville.org/city-clerk and on the Gary Byker Memorial Library's website www.hudsonvillelibrary.org; and

WHEREAS, the City Charter requires that before the FY 20-21 Budget may be considered for adoption by the City Commission, the City Commission shall hold a public hearing; and

WHEREAS, a public hearing on the FY 20-21 Budget, properly noticed as required by Section 7.5 of the City Charter, was held at 7:00 p.m. on June 9, 2020, during a virtual City Commission meeting, at which time all interested persons were given an opportunity to be heard; and

WHEREAS, the City Charter requires that the City Commission adopt a budget for the City for the 2020-21 fiscal year no later than June 9, 2020, including approval of the amount to be levied in such fiscal year on taxable real and personal property in the City to meet the requirements of such Budget; and

Exhibit 6
CITY OF HUDSONVILLE
OTTAWA COUNTY, MICHIGAN

ORDINANCE NO. 20-321

WHEREAS, the City Commission has established the City of Hudsonville Downtown Development Authority (the "DDA") pursuant to the Downtown Development Authority Act, Act 197 of the Public Acts of Michigan of 1975, as amended ("Act 197"); and

WHEREAS, Act 197 authorizes, upon approval of the City Commission, the annual levy of up to 2.0 mills on all taxable real and personal property in the DDA downtown district for use in carrying out the programs of the DDA; and

WHEREAS, the DDA has requested the City Commission approve the levy of 1.0 mill for the 2020-21 fiscal year of the DDA on all real and personal taxable property in the DDA downtown district.

THE CITY OF HUDSONVILLE ORDAINS:

Section 1. Adoption of FY 20-21 Budget. The FY 20-21 Budget as presented, including modifications, if any, made at the time of the public hearing and noted in the FY 20-21 Budget document, is hereby adopted by organizational unit, department or office.

Section 2. City-Wide Millage Levies. For the 2020-21 fiscal year of the City there shall be levied on all taxable real and personal property in the City (a) a general *ad valorem* tax rate of 11.2303 mills for general operating purposes (i.e., administration, police, emergency services, public works, library, parks and recreation, etc.) and to be applied to payments of principal and interest due in the 2020-21 fiscal year on any outstanding debts of the city. The total 2020-21 fiscal year general *ad valorem* tax levy on all taxable real and personal property in the City (other than such property in the DDA downtown district) is 11.2303 mills.

Exhibit 6
CITY OF HUDSONVILLE
OTTAWA COUNTY, MICHIGAN

ORDINANCE NO. 20-321

Section 3. DDA Millage Levy. For the 2020-21 fiscal year of the DDA there shall be levied an additional 1.0 mill on all taxable real and personal property in the DDA downtown district. The total 2020-21 fiscal year levy (including the general *ad valorem* tax levy) on all taxable real and personal property in the DDA district is 12.2303 mills.

Section 4. FY 19-20 Estimated Revenues and Expenditures. In accordance with FY 20-21 Budget the following are the estimated City revenues and expenses for the 2020-21 fiscal year of the City.

Revenues

101 - General Fund	\$ 3,973,215
125 - Investment Income Fund	\$ 50,400
202 - Major Street Fund	\$ 756,500
203 - Local Street Fund	\$ 191,910
208 - Park/Recreation Fund	\$ 264,237
247 - TIF Operating Fund	\$ 793,613
248 - DDA Operating Fund	\$ 16,551
271 - Library Operating Fund	\$ 467,769
272 - Library Endowment Fund	\$ 3,000
355 - Quality of Life Projects Debt Fund	\$ 346,725
551 - Terra Square Fund	\$ 215,336
590 - Sewer Fund	\$ 1,514,940
591 - Water Fund	\$ 942,100
661 - Equipment Fund	\$ 336,831
663 - Fire Vehicle Fund	\$ 40,000

Total \$ 9,913,127

Expenditures

101 - General Fund	\$ 3,906,727
125 - Investment Income Fund	\$ -
202 - Major Street Fund	\$ 1,018,724
203 - Local Street Fund	\$ 241,985
208 - Park/Recreation Fund	\$ 413,126
247 - TIF Operating Fund	\$ 442,897
248 - DDA Operating Fund	\$ 12,991
271 - Library Operating Fund	\$ 467,585
272 - Library Endowment Fund	\$ 3,000
355 - Quality of Life Projects Debt Fund	\$ 346,725
551 - Terra Square Fund	\$ 215,336
590 - Sewer Fund	\$ 1,221,516
591 - Water Fund	\$ 1,034,943
661 - Equipment Fund	\$ 312,248
663 - Fire Vehicle Fund	\$ -

Total \$ 9,637,803

Exhibit 6
CITY OF HUDSONVILLE
OTTAWA COUNTY, MICHIGAN

ORDINANCE NO. 20-321

Section 5. Intra Fund Budgetary Transfers. Pursuant to the Uniform Budgeting and Accounting Act, Act 2 of the Public Acts of Michigan of 1968, as amended ("Act 2"), the City Manager and the City Treasurer/Finance Director are hereby authorized to make budgetary transfers within an identified fund in the FY 20-21 Budget or between identified funding centers within a fund. All other budgetary transfers in the FY 20-21 Budget shall in accordance with Act 2 require the approval of the City Commission.

Section 6. Budgetary Expenditures. The City Manager or his designee is authorized to make expenditures budgeted in the FY 20-21 Budget in accordance with the City's Purchasing Policy.

Section 7. Effective Date. This ordinance shall take effect upon its publication, or a summary thereof as permitted by law, in a newspaper of general circulation in the City.

Section 8. Publication. After its adoption, this ordinance, or a summary thereof, as permitted by law, shall be published by the City Clerk in *The Grand Rapids Press*, a newspaper of general circulation in the City.

Approved this 9th day of June, 2020.

YEAS: Commissioners Brandsen, DeVree, Bolhuis, Leerar, Raterink, Steigenga and Mayor Northrup.

NAYS: Commissioners None.

ABSTAIN: Commissioners None.

ABSENT: Commissioners None.

Exhibit 6
CITY OF HUDSONVILLE
OTTAWA COUNTY, MICHIGAN

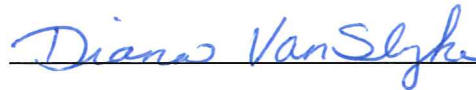
ORDINANCE NO. 20-321

We hereby certify that the foregoing was adopted by the Hudsonville City Commission at a virtual public meeting on June 9, 2020.

Dated: June 9, 2020



Mark Northrup, Mayor




Diana VanSlyke, City Clerk

CERTIFICATION

I, the undersigned City Clerk of the City of Hudsonville, certify that the foregoing ordinance or a summary thereof, as permitted by law, was published in *The Grand Rapids Press*, a newspaper of general circulation in the City of Hudsonville on June 14, 2020, and was entered into the Ordinance Book of the City of Hudsonville on June 14, 2020.

Dated: June 14, 2020



Diana VanSlyke, City Clerk