



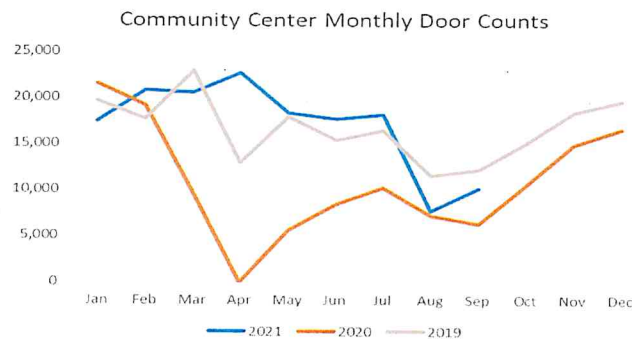
1040 Harley -Davidson Way
Sturgis, SD 57785
(605)-347-4422

August 2021 Key Performance Indicators

Community Center

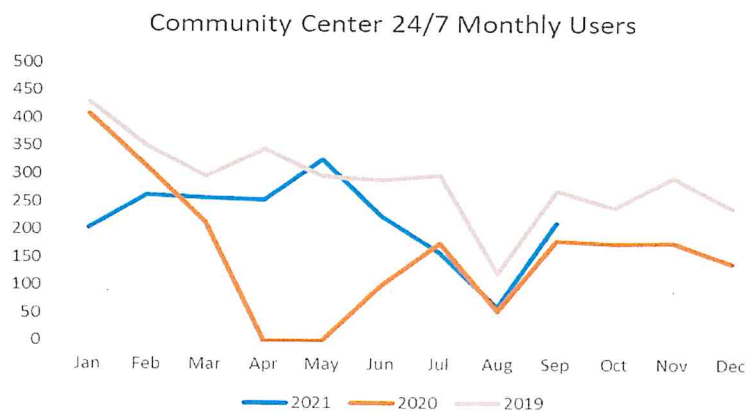
Door Counts

	Jan	Feb	Mar	Apr	May	Jun	Jul	Aug	Sep	Oct	Nov	Dec
2021	17,481	20,839	20,555	22,713	18,368	17,746	18,217	7,719	10,158			
2020	21,514	19,204	9,660	Closed	5,632	8,480	10,276	7,232	6,382	10,537	14,940	16,676
2019	19,644	17,725	22,943	12,935	17,919	15,389	16,445	11,609	12,210	15,100	18,471	19,685



24/7 Users

	Jan	Feb	Mar	Apr	May	Jun	Jul	Aug	Sep	Oct	Nov	Dec
2021	203	262	257	255	327	226	160	62	213			
2020	409	314	213	Closed	No 24-7	101	177	54	182	177	178	141
2019	430	350	297	345	297	289	298	122	271	240	295	241



www.sturgis-sd.gov

www.facebook.com/cityofsturgis

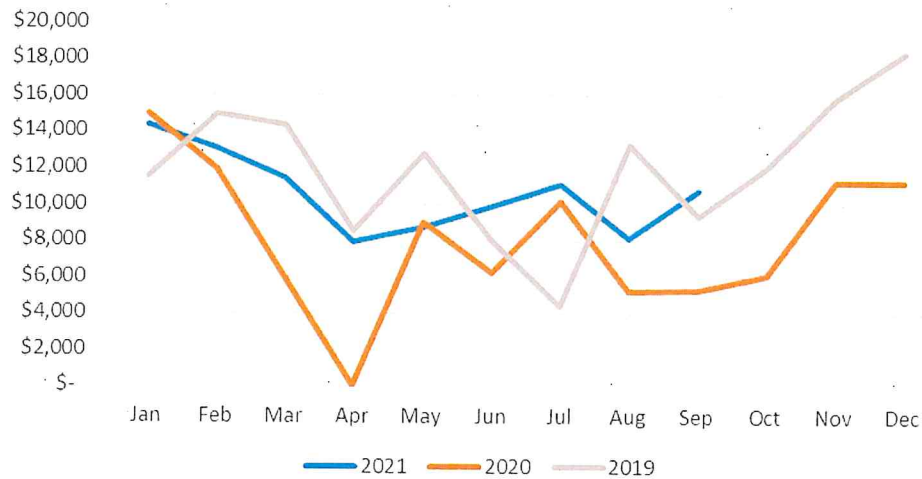


"In accordance with Federal law and U.S. Department of Agriculture policy, this institution is prohibited from discriminating on the basis of race, color, national origin, age, disability, religion, sex, familial status, sexual orientation, and reprisal." (Not all prohibited bases apply to all programs.)

Community Center Membership Income

	Jan	Feb	Mar	Apr	May	Jun	Jul	Aug	Sep	Oct	Nov	Dec
2021	\$14,370	\$13,073	\$11,460	\$7,931	\$8,734	\$9,894	\$11,141	\$8,115	\$10,754			
2020	\$14,966	\$11,943	\$5,958	Closed	\$9,013	\$6,232	\$10,168	\$5,207	\$5,295	\$6,138	\$11,241	\$11,236
2019	\$11,496	\$14,973	\$14,336	\$8,548	\$12,779	\$8,008	\$4,451	\$13,312	\$9,382	\$12,064	\$15,889	\$18,367

Community Center Membership Revenue



www.sturgis-sd.gov

www.facebook.com/cityofsturgis



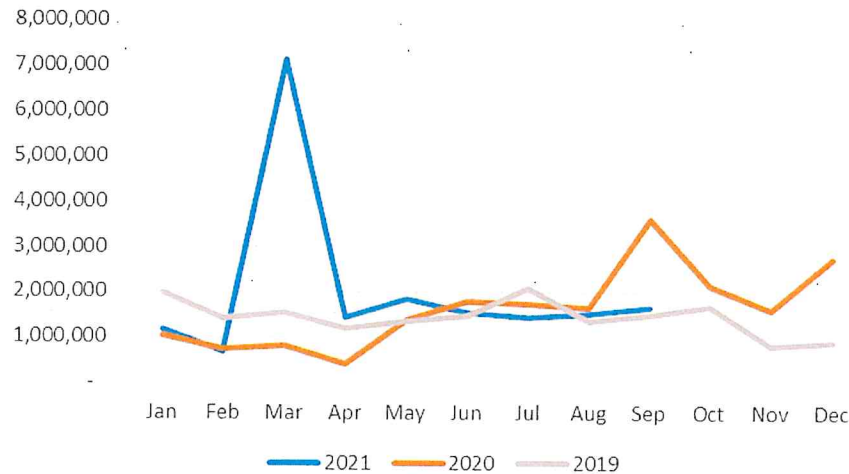
"In accordance with Federal law and U.S. Department of Agriculture policy, this institution is prohibited from discriminating on the basis of race, color, national origin, age, disability, religion, sex, familial status, sexual orientation, and reprisal." (Not all prohibited bases apply to all programs.)

Finance

Monthly Accounts Payable

	Jan	Feb	Mar	Apr	May	Jun	Jul	Aug	Sep	Oct	Nov	Dec
2021	1,166,426	685,938	7,123,185	1,451,858	1,846,893	1,562,725	1,442,744	1,527,128	1,667,180			
2020	1,042,707	741,331	821,729	406,127	1,375,627	1,797,034	1,736,484	1,657,919	3,614,756	2,159,089	1,603,893	2,737,550
2019	1,977,970	1,405,410	1,545,137	1,197,051	1,365,041	1,470,185	2,088,649	1,364,875	1,492,599	1,681,725	817,558	894,695

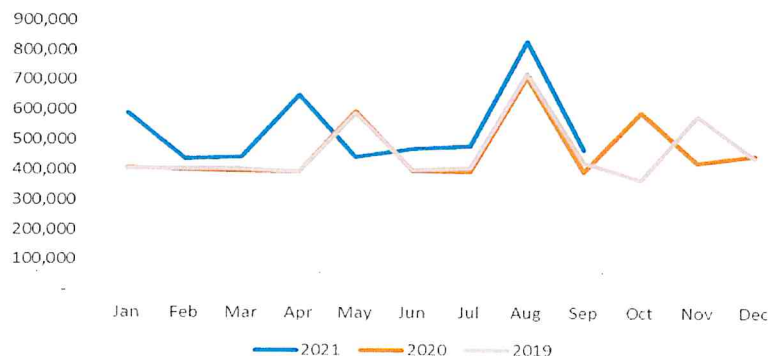
Monthly Accounts Payable



Monthly Wages Paid

	Jan	Feb	Mar	Apr	May	Jun	Jul	Aug	Sep	Oct	Nov	Dec
2021	591,902	439,032	444,073	651,995	445,466	471,431	481,081	833,550	468,337			
2020	409,937	403,878	399,258	397,992	599,007	398,336	396,634	714,107	398,246	595,501	428,343	450,653
2019	405,213	406,314	405,257	396,042	591,346	402,901	408,055	724,696	426,503	370,654	582,833	443,162

Monthly Wages Paid



www.sturgis-sd.gov

www.facebook.com/cityofsturgis



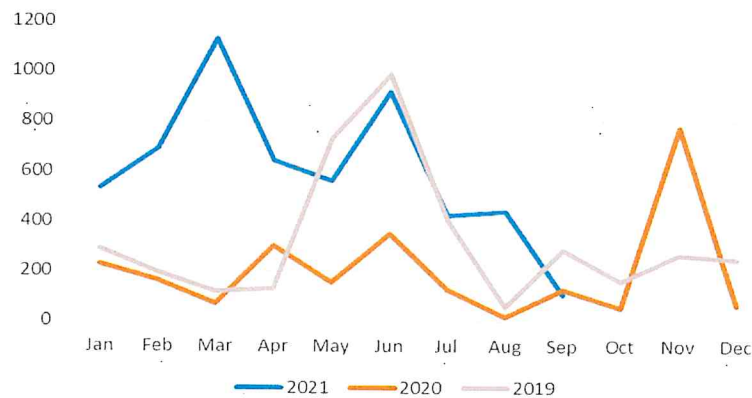
"In accordance with Federal law and U.S. Department of Agriculture policy, this institution is prohibited from discriminating on the basis of race, color, national origin, age, disability, religion, sex, familial status, sexual orientation, and reprisal." (Not all prohibited bases apply to all programs.)

Library

Children, Tweens, Teens Monthly Activity Participants

	Jan	Feb	Mar	Apr	May	Jun	Jul	Aug	Sep	Oct	Nov	Dec
2021	532	693	1130	644	560	917	425	439	108			
2020	230	162	70	302	154	352	125	18	125	53	776	67
2019	288	198	120	133	734	986	404	56	286	159	266	250

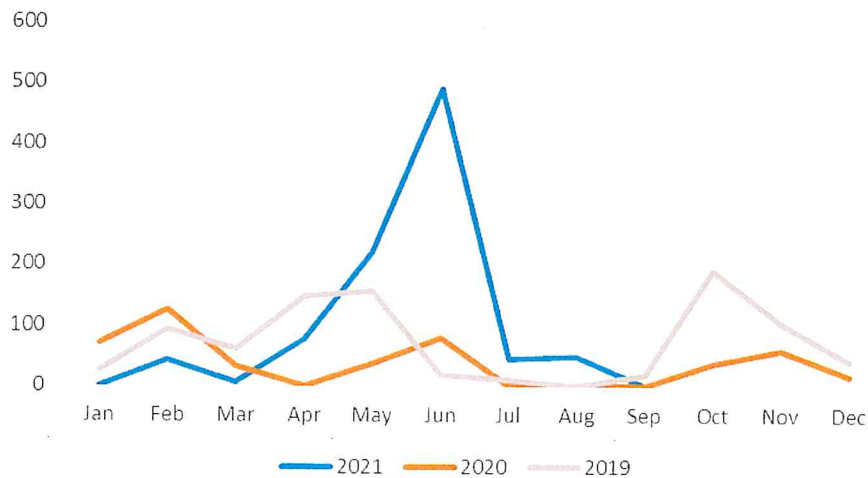
Children, Tweens, Teens Activity Participants



Adult Monthly Activity Participants

	Jan	Feb	Mar	Apr	May	Jun	Jul	Aug	Sep	Oct	Nov	Dec
2021	0	42	6	77	220	491	44	48	0			
2020	71	126	33	0	36	79	0	0	0	37	58	15
2019	27	92	61	147	155	18	10	0	18	190	103	40

Adult Activity Participants



www.sturgis-sd.gov

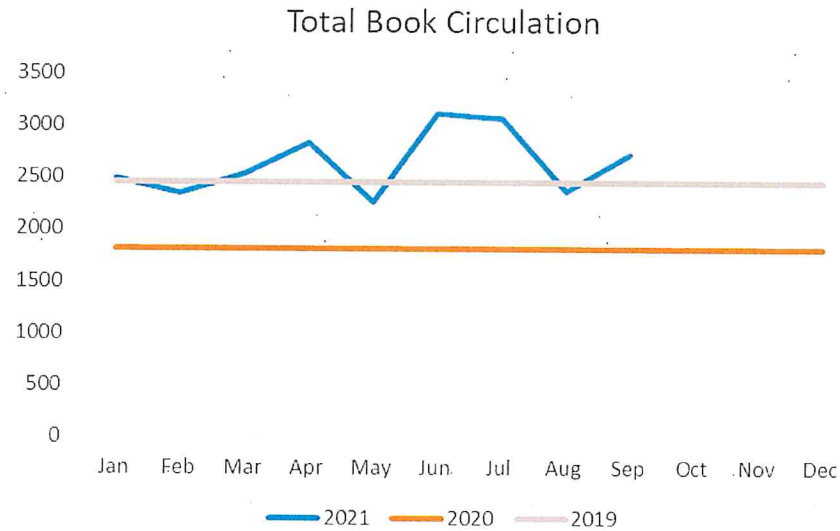
www.facebook.com/cityofsturgis



"In accordance with Federal law and U.S. Department of Agriculture policy, this institution is prohibited from discriminating on the basis of race, color, national origin, age, disability, religion, sex, familial status, sexual orientation, and reprisal." (Not all prohibited bases apply to all programs.)

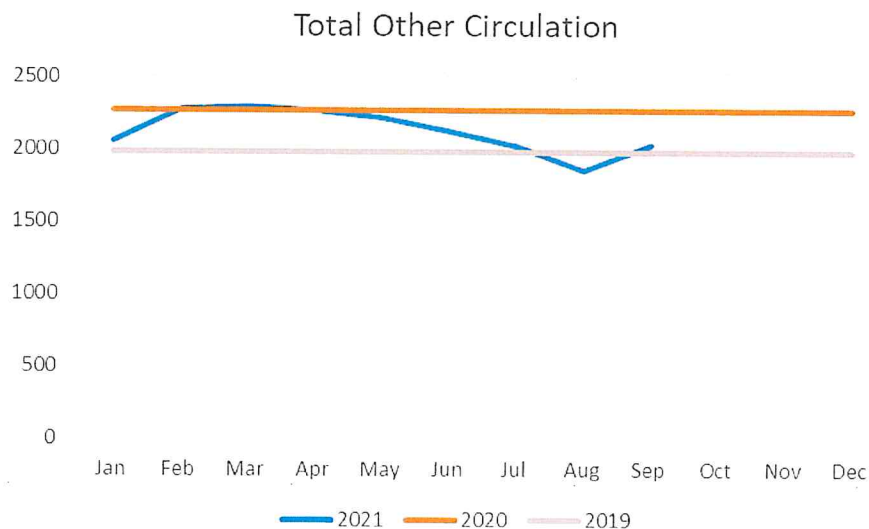
Total Monthly Book Circulation (2020 & 2019 stats are averaged from the annual statistic)

	Jan	Feb	Mar	Apr	May	Jun	Jul	Aug	Sep	Oct	Nov	Dec
2021	2493	2350	2536	2838	2266	3117	3067	2377	2732			
2020	1818	1818	1818	1818	1818	1818	1818	1818	1818	1818	1818	1818
2019	2452	2452	2452	2452	2452	2452	2452	2452	2452	2452	2452	2452



Total Monthly Other Circulation (2020 & 2019 stats are averaged from the annual statistic)

	Jan	Feb	Mar	Apr	May	Jun	Jul	Aug	Sep	Oct	Nov	Dec
2021	2062	2281	2294	2268	2219	2124	2021	1854	2030			
2020	2273	2273	2273	2273	2273	2273	2273	2273	2273	2273	2273	2273
2019	1984	1984	1984	1984	1984	1984	1984	1984	1984	1984	1984	1984



www.sturgis-sd.gov

www.facebook.com/cityofsturgis



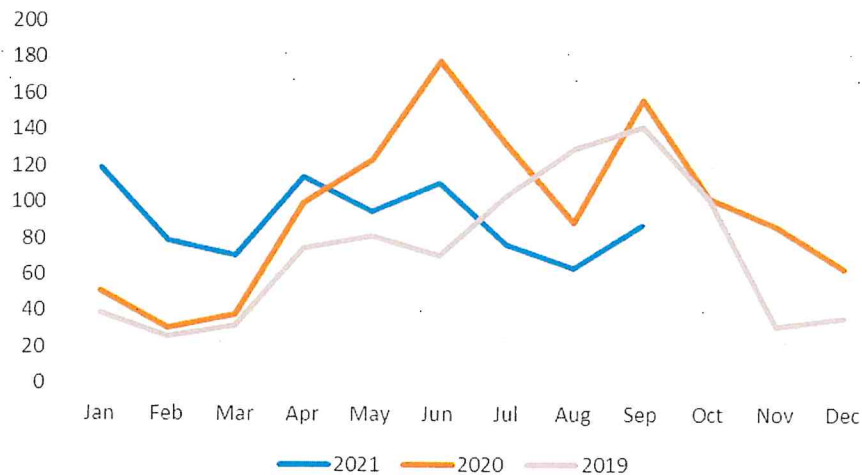
"In accordance with Federal law and U.S. Department of Agriculture policy, this institution is prohibited from discriminating on the basis of race, color, national origin, age, disability, religion, sex, familial status, sexual orientation, and reprisal." (Not all prohibited bases apply to all programs.)

Planning and Permitting

Monthly Building Permits Issued

	Jan	Feb	Mar	Apr	May	Jun	Jul	Aug	Sep	Oct	Nov	Dec
2021	119	79	71	114	95	111	77	64	88			
2020	51	31	38	100	124	178	132	89	157	103	87	64
2019	39	26	32	75	82	71	104	130	142	102	32	37

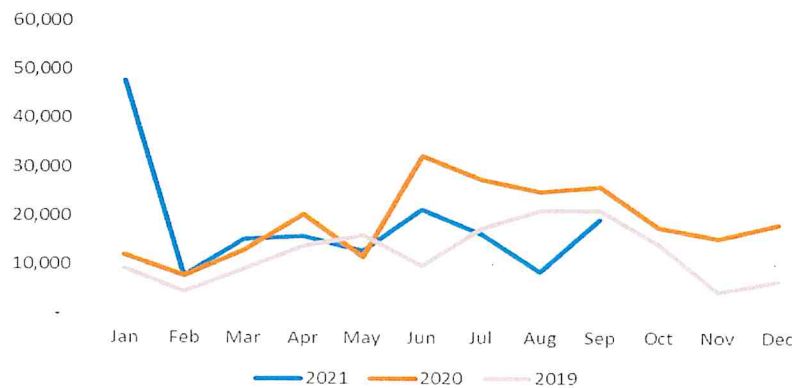
Monthly Building Permits Issued



Monthly Permit Fees Collected

	Jan	Feb	Mar	Apr	May	Jun	Jul	Aug	Sep	Oct	Nov	Dec
2021	47,722	7,833	15,293	15,861	12,824	21,470	16,285	8,532	19,383			
2020	11,969	7,706	13,119	20,404	11,703	32,246	27,556	25,058	26,061	17,819	15,461	18,373
2019	9,223	4,430	9,262	13,926	16,071	9,835	17,450	21,151	21,133	14,166	4,464	6,798

Monthly Permit Fees Collected



www.sturgis-sd.gov

www.facebook.com/cityofsturgis

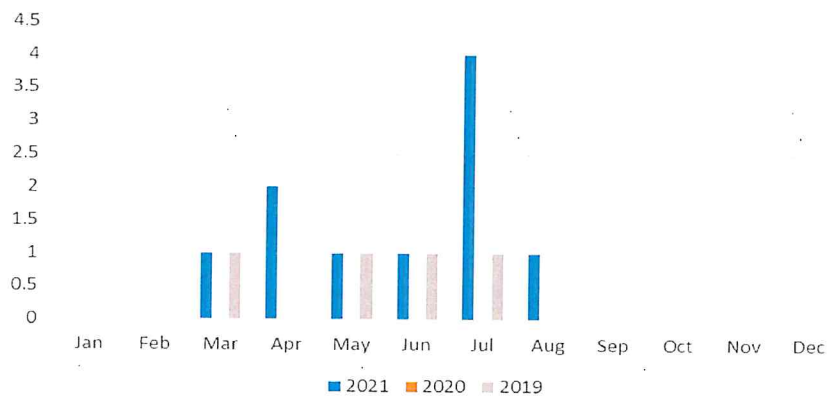


"In accordance with Federal law and U.S. Department of Agriculture policy, this institution is prohibited from discriminating on the basis of race, color, national origin, age, disability, religion, sex, familial status, sexual orientation, and reprisal." (Not all prohibited bases apply to all programs.)

Monthly Use on Review Applications Processed

	Jan	Feb	Mar	Apr	May	Jun	Jul	Aug	Sep	Oct	Nov	Dec
2021	0	0	1	2	1	1	4	1	0			
2020	0	0	0	0	0	0	0	0	0	0	0	0
2019	0	0	1		1	1	1	0	0	0	0	0

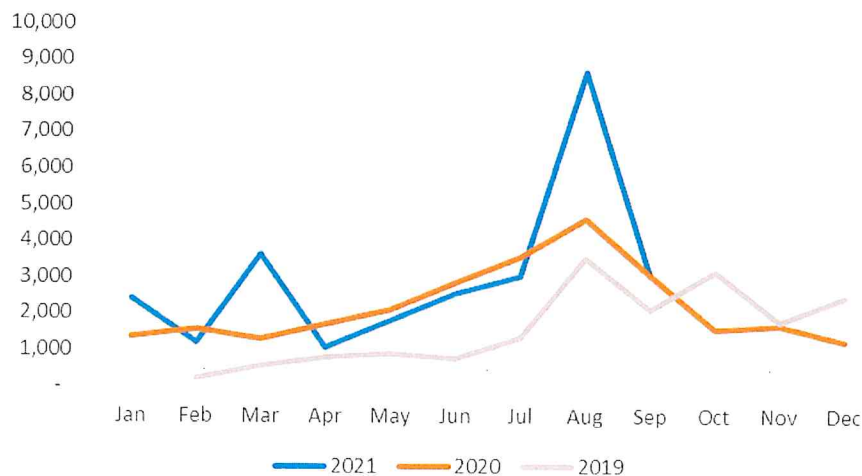
Monthly Use on Review Applications Processed



Monthly Airport Fuel Sales Profit

	Jan	Feb	Mar	Apr	May	Jun	Jul	Aug	Sep	Oct	Nov	Dec
2021	2,419	1,180	3,635	1,069	1,786	2,536	3,006	8,688	3,052			
2020	1,373	1,576	1,290	1,688	2,093	2,837	3,553	4,608	3,065	1,581	1,682	1,218
2019		219	554	792	877	738	1,339	3,536	2,114	3,150	1,761	2,431

Monthly Airport Fuel Sales Profit



www.sturgis-sd.gov

www.facebook.com/cityofsturgis

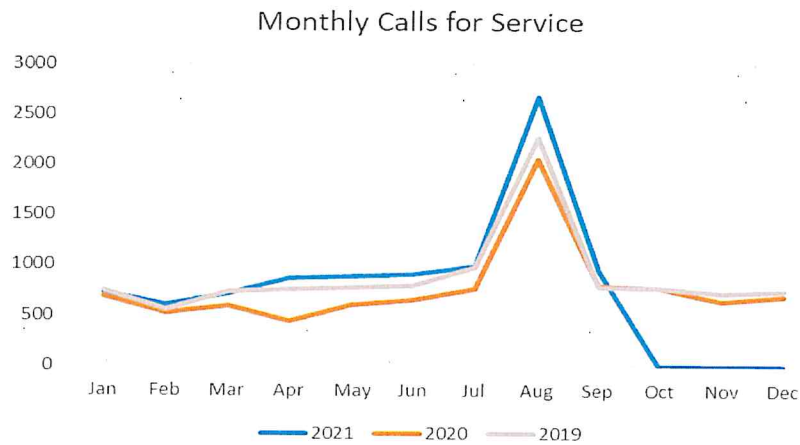


"In accordance with Federal law and U.S. Department of Agriculture policy, this institution is prohibited from discriminating on the basis of race, color, national origin, age, disability, religion, sex, familial status, sexual orientation, and reprisal." (Not all prohibited bases apply to all programs.)

Police

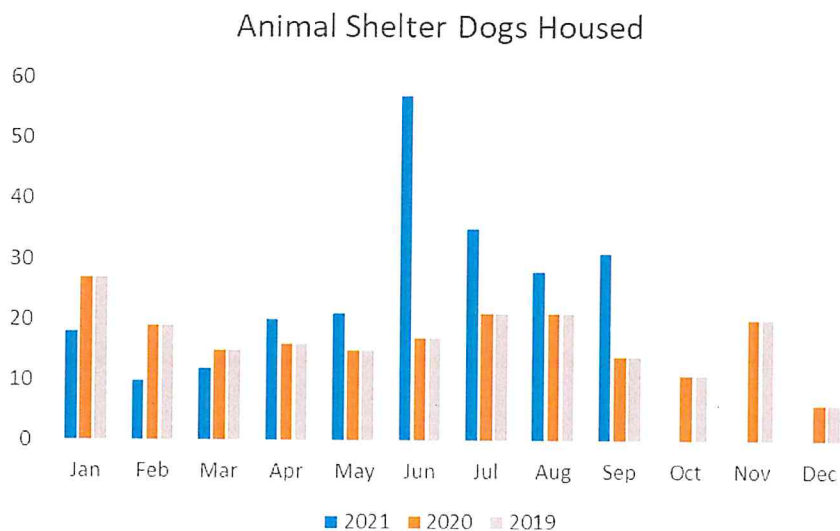
Monthly Calls for Service

	Jan	Feb	Mar	Apr	May	Jun	Jul	Aug	Sep	Oct	Nov	Dec
2021	733	606	723	867	895	911	997	2685	951			
2020	690	528	599	441	608	660	767	2058	796	784	652	695
2019	754	556	742	755	781	805	987	2273	790	781	724	751



Animal Shelter Dogs Housed

	Jan	Feb	Mar	Apr	May	Jun	Jul	Aug	Sep	Oct	Nov	Dec
2021	18	10	12	20	21	57	35	28	31			
2020	27	19	15	16	15	17	21	21	14	11	20	6
2019	27	19	15	16	15	17	21	21	14	11	20	6



www.sturgis-sd.gov

www.facebook.com/cityofsturgis

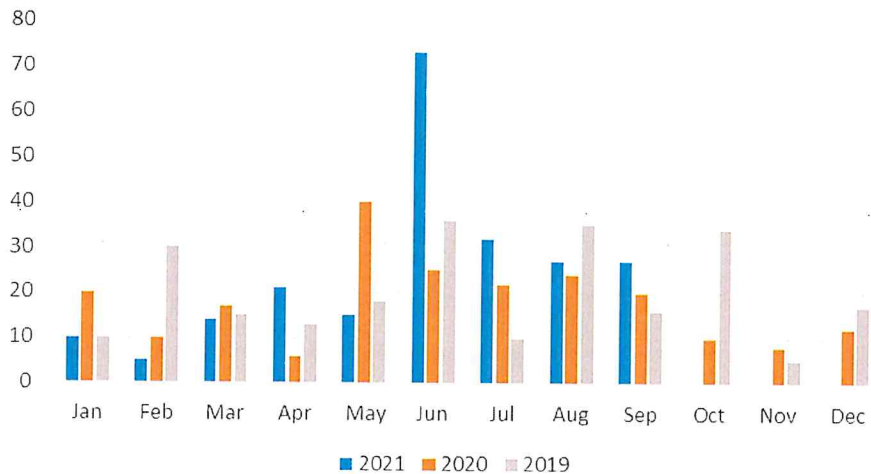


"In accordance with Federal law and U.S. Department of Agriculture policy, this institution is prohibited from discriminating on the basis of race, color, national origin, age, disability, religion, sex, familial status, sexual orientation, and reprisal." (Not all prohibited bases apply to all programs.)

Animal Shelter Cats Housed

	Jan	Feb	Mar	Apr	May	Jun	Jul	Aug	Sep	Oct	Nov	Dec
2021	10	5	14	21	15	73	32	27	27			
2020	20	10	17	6	40	25	22	24	20	10	8	12
2019	10	30	15	13	18	36	10	35	16	34	5	17

Animal Shelter Cats Housed



www.sturgis-sd.gov

www.facebook.com/cityofsturgis



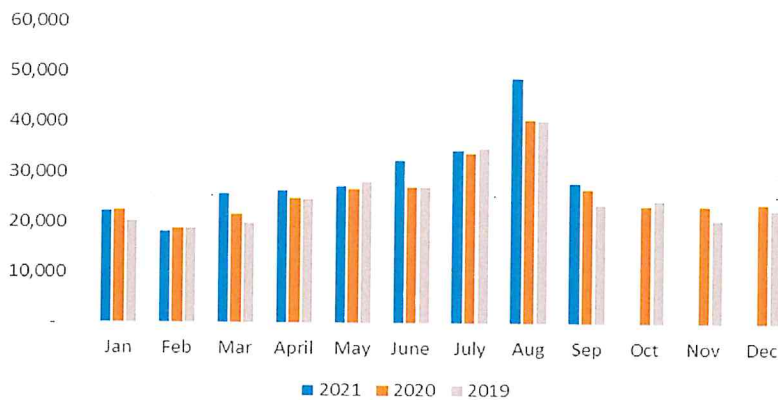
"In accordance with Federal law and U.S. Department of Agriculture policy, this institution is prohibited from discriminating on the basis of race, color, national origin, age, disability, religion, sex, familial status, sexual orientation, and reprisal." (Not all prohibited bases apply to all programs.)

Public Works

Monthly Garbage Hauled (tons) (all garbage is hauled to Belle Fouché, 68 miles round trip, the average truck holds 10 tons)

	Jan	Feb	Mar	April	May	June	July	Aug	Sep	Oct	Nov	Dec
2021	22,227	18,312	25,639	26,428	27,300	32,431	34,425	48,848	27,938			
2020	22,570	18,844	21,657	24,889	26,746	27,176	33,950	40,478	26,692	23,591	23,423	23,915
2019	20,271	18,781	19,867	24,758	28,101	27,101	34,978	40,419	23,664	24,564	20,644	22,756

Total Garbage Tons Hauled



Monthly Garbage Billed

	Jan	Feb	Mar	April	May	June	July	Aug	Sep	Oct	Nov	Dec
2021	77,522	88,457	88,413	88,642	91,219	93,250	94,024	95,229	94,275			
2020	65,233	65,254	64,640	64,030	64,560	65,718	67,256	67,549	66,442	65,107	64,117	64,077
2019	63,325	62,735	63,325	63,946	64,019	64,812	65,009	65,353	65,332	63,783	63,337	63,271

Garbage and Recycling Billed



www.sturgis-sd.gov

www.facebook.com/cityofsturgis

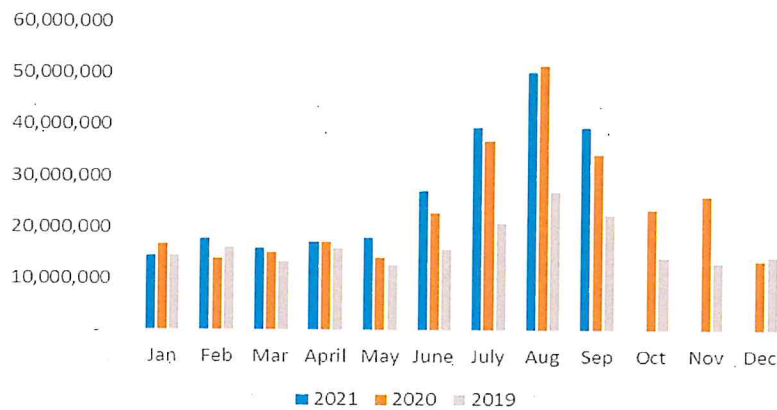


"In accordance with Federal law and U.S. Department of Agriculture policy, this institution is prohibited from discriminating on the basis of race, color, national origin, age, disability, religion, sex, familial status, sexual orientation, and reprisal." (Not all prohibited bases apply to all programs.)

Monthly Water Usage (gallons)

	Jan	Feb	Mar	April	May	June	July	Aug	Sep	Oct	Nov	Dec
2021	14,545,000	17,921,000	16,087,000	17,308,000	17,925,000	27,196,000	39,630,000	50,226,000	39,476,000			
2020	16,741,000	13,928,000	15,266,000	17,220,000	14,152,000	22,882,000	36,969,000	51,440,001	34,290,002	23,412,000	26,137,000	13,530,000
2019	14,654,000	16,262,000	13,340,000	15,949,000	12,726,935	15,692,200	20,859,000	26,862,000	22,415,000	14,244,000	13,134,000	14,420,000

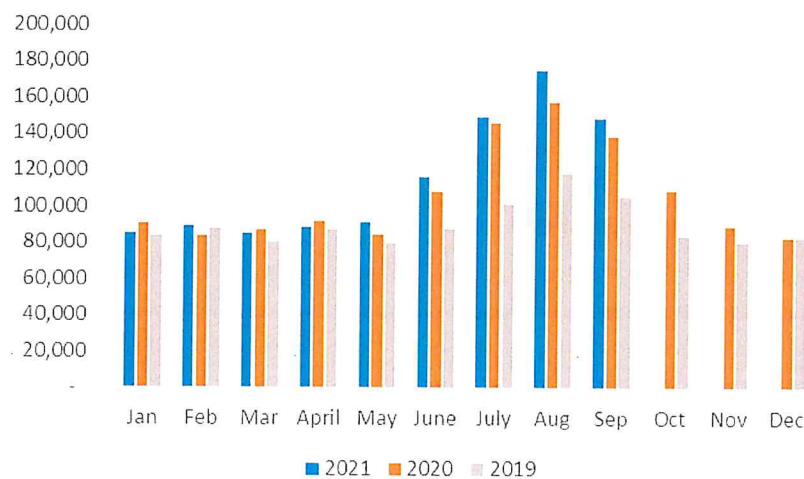
Monthly Water Usage



Monthly Water Billed

	Jan	Feb	Mar	April	May	June	July	Aug	Sep	Oct	Nov	Dec
2021	85,235	89,465	84,815	88,517	90,962	115,971	149,470	175,368	148,864			
2020	90,767	83,461	86,889	91,963	84,719	108,308	145,815	157,631	138,807	108,791	89,508	82,870
2019	83,566	87,554	80,047	87,159	79,405	87,733	101,668	118,181	105,433	83,486	80,121	83,266

Water Billed



www.sturgis-sd.gov

www.facebook.com/cityofsturgis

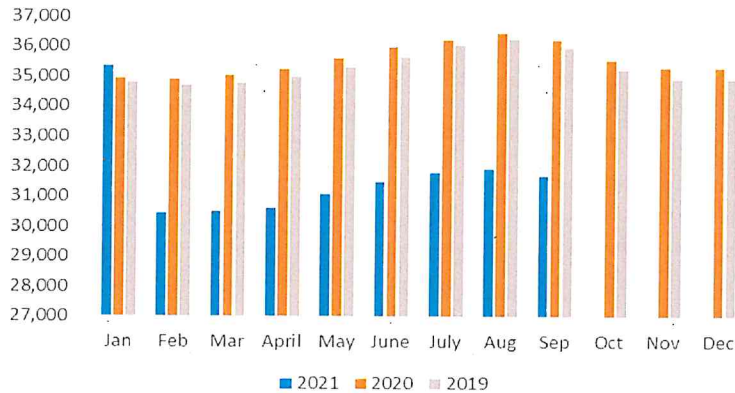


"In accordance with Federal law and U.S. Department of Agriculture policy, this institution is prohibited from discriminating on the basis of race, color, national origin, age, disability, religion, sex, familial status, sexual orientation, and reprisal." (Not all prohibited bases apply to all programs.)

Monthly Water Surcharge

	Jan	Feb	Mar	April	May	June	July	Aug	Sep	Oct	Nov	Dec
2021	35,362	30,449	30,498	30,619	31,090	31,478	31,788	31,925	31,699			
2020	34,938	34,922	35,050	35,253	35,621	35,992	36,242	36,457	36,231	35,551	35,306	35,321
2019	34,826	34,716	34,778	34,975	35,316	35,640	36,072	36,276	35,950	35,249	34,946	34,935

Monthly Water Surcharge

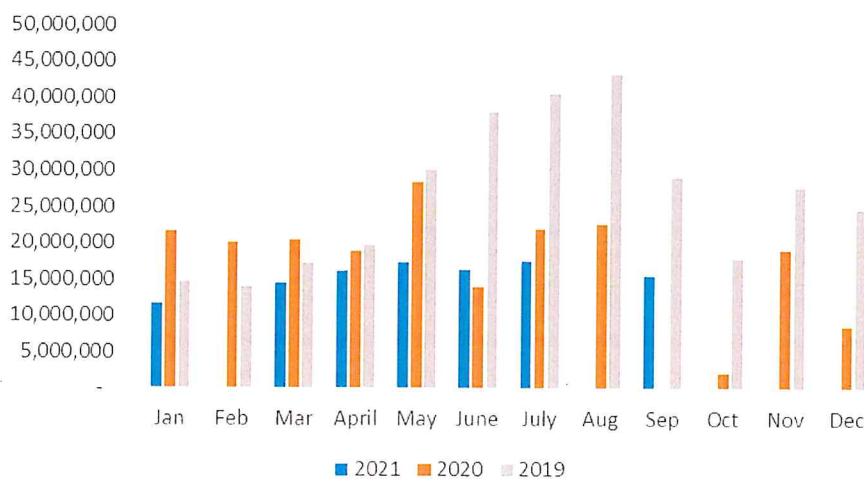


Monthly Wastewater Treated

	Jan	Feb	Mar	April	May	June	July	Aug	Sep	Oct	Nov	Dec
2021	11,588,000	37,600*	14,495,800	16,268,900	17,376,400	16,443,900	17,635,900	UNK	15,458,000			
2020	21,596,700	20,012,600	20,444,800	18,982,900	28,305,900	14,043,100	21,945,200	22,573,100	200	2,231,800	19,145,500	8,656,000
2019	14,649,100	13,945,300	17,178,200	19,799,500	30,069,400	37,947,700	40,601,600	43,216,800	29,128,300	17,814,500	27,675,500	24,631,400

*Feb 2021 & Aug 2021 was bypassed for construction of the new treatment plant

Wastewater Treated



www.sturgis-sd.gov

www.facebook.com/cityofsturgis

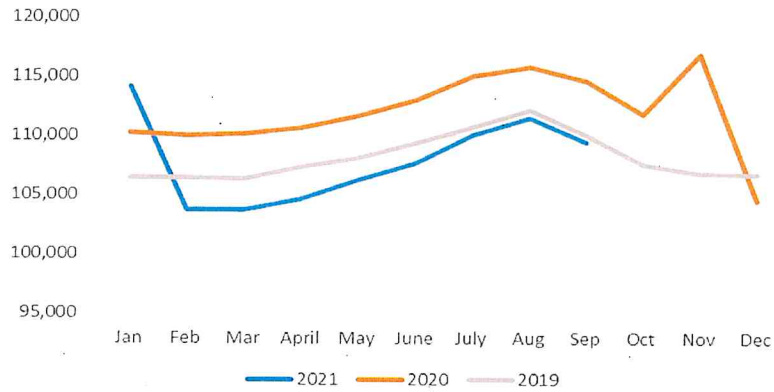


"In accordance with Federal law and U.S. Department of Agriculture policy, this institution is prohibited from discriminating on the basis of race, color, national origin, age, disability, religion, sex, familial status, sexual orientation, and reprisal." (Not all prohibited bases apply to all programs.)

Wastewater Monthly Billed

	Jan	Feb	Mar	April	May	June	July	Aug	Sep	Oct	Nov	Dec
2021	114,160	103,734	103,748	104,664	106,283	107,721	110,097	111,560	109,500			
2020	110,237	109,995	110,179	110,712	111,658	113,006	115,088	115,858	114,640	111,858	116,918	104,559
2019	106,460	106,420	106,324	107,394	108,114	109,421	110,723	112,193	110,084	107,655	106,872	106,814

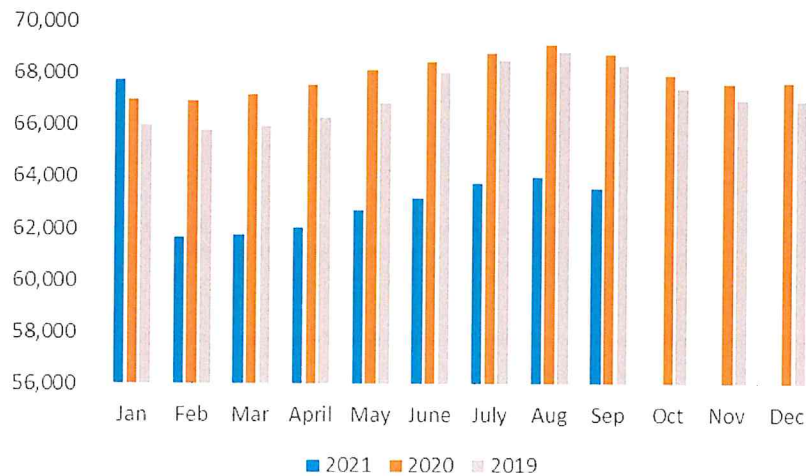
Wastewater Monthly Billed



Wastewater Monthly Surcharge

	Jan	Feb	Mar	April	May	June	July	Aug	Sep	Oct	Nov	Dec
2021	67,724	61,680	61,786	62,044	62,734	63,206	63,763	63,979	63,585			
2020	66,982	66,952	67,160	67,549	68,129	68,432	68,788	69,099	68,755	67,945	67,616	67,652
2019	65,984	65,791	65,933	66,277	66,856	68,004	68,518	68,831	68,285	67,425	66,962	66,939

Wastewater Monthly Surcharge Billed



www.sturgis-sd.gov

www.facebook.com/cityofsturgis



"In accordance with Federal law and U.S. Department of Agriculture policy, this institution is prohibited from discriminating on the basis of race, color, national origin, age, disability, religion, sex, familial status, sexual orientation, and reprisal." (Not all prohibited bases apply to all programs.)