



# **AGENDA**

## **CRESCENT FIRE PROTECTION DISTRICT BOARD OF DIRECTORS**

**REGULAR MEETING  
HELD  
MONDAY, FEBRUARY 12, 2024  
AT 5:30 P.M.**

Submit comments via [ccfire@crescentcity.org](mailto:ccfire@crescentcity.org); or submit a written comment by filing it with the Administrative Specialist at 255 W Washington Blvd, Crescent City, California 95531 prior to 5:00 pm, February 12, 2024. If you require a special accommodation, please contact Administrative Specialist, Vanessa Duncan at 464-2421.

### **CLOSED SESSION 5:00 P.M.**

PUBLIC COMMENT ON CLOSED SESSION ITEMS ONLY

CONFERENCE WITH LEGAL COUNSEL--ANTICIPATED LITIGATION

Significant exposure to litigation pursuant to paragraph (2) or (3) of subdivision (d) of Section 54956.9: one case

### **REGULAR SESSION 5:30 P.M.**

#### **1. ROLL CALL**

**1.1** CALL TO ORDER

**1.2** FLAG SALUTE

#### **2. REPORT OF ANY ACTIONS FROM CLOSED SESSION BY THE BOARD OF DIRECTORS**

#### **3. PUBLIC PARTICIPATION**

*Any member of the audience is invited to address the Board on any matter that is within the jurisdiction of the Crescent Fire Protection District. Comments of public interest or on matters appearing on the agenda are accepted. Note, however, that the Board is not able to undertake extended discussion or act on non-agendized items.*

*Such items can be referred to staff for appropriate action, which may include placement on a future agenda. All comments shall be directed toward the entire Board. After receiving recognition from the Chairman, please state your name and city or county residency for the record. Public comment is limited to three (3) minutes. The public is additionally allotted five minutes each in which to speak on any item on the agenda prior to any action taken by the Board.*

#### **4. CONSENT CALENDAR**

**4.1** APPROVE MINUTES OF THE REGULAR MEETING OF NOVEMBER 2023

**4.2** APPROVAL OF WARRANT CLAIMS FOR PERIOD COVERED NOVEMBER 2023 - JANUARY 2024

TAKE PUBLIC COMMENT ON CONSENT CALENDAR  
CONSIDER AND ADOPT CONSENT CALENDAR

#### **5. NEW BUSINESS**

*Take action as necessary and appropriate.*

**5.1** APPROVE SALARY CHANGES FOR FIRE CHIEF

RECOMMENDATION: That the Board of Directors

1. Receive staff report and presentation

2. Take public comment

3. Board Discussion

4. APPROVE A LETTER TO THE CITY COUNCIL APPROVING PROPOSED SALARY CHANGES FOR THE FIRE CHIEF POSITION

#### **6. OLD BUSINESS**

*Take action as necessary and appropriate.*

*NO OLD BUSINESS AT THIS TIME.*

#### **7. CHIEFS REPORT**

*Take action as necessary and appropriate.*

UPDATE ON CURRENT MATTERS AND THOSE IN PROGRESS

**7.1** RESPONSES OCCURRED BETWEEN: 11/01/23 -1/31/24

**7.2** COOPER STATION

**7.3** CAL OES COVERAGE

**7.4** BID RESULTS FOR NEW UTILITY

## **8. BOARD COMMENTS**

THIS AGENDA ITEM ALLOWS BOARD MEMBERS THE OPPORTUNITY TO DISCUSS ITEMS OF GENERAL INTEREST, PROVIDE A REFERENCE OR OTHER RESOURCE TO STAFF, ASK FOR CLARIFICATION OR REQUEST STAFF TO REPORT TO THE BOARD ON A CERTAIN MATTER

## **9. ADJOURNMENT**

ADJOURN TO THE NEXT REGULARLY SCHEDULED MEETING ON MONDAY, MARCH 11, 2024 AT 5:00 PM

### **POSTED:**

02/09/2024

/s/ Vanessa Duncan

Administrative Specialist

*Notice Regarding Americans with Disabilities Act: In compliance with the Americans with Disabilities Act, if you need special assistance to participate in the meeting, please contact the Administrative Assistant's office at (707)464-2421. Notification 48 hours before the meeting will enable the District to make reasonable arrangements to ensure accessibility to this meeting [28 CFR 35.102-35.104 ADA Title II]*  
*For TTYDD use for speech and hearing impaired, please dial 711. A full agenda packet may be reviewed at Crescent City Fire & Rescue, 255 W Washington Blvd, during business hours, 8:00 a.m. - 5:00 p.m., or on-line at [cfpd.crescentcity.org](http://cfpd.crescentcity.org)*



## **CRESCENT FIRE PROTECTION DISTRICT**

255 W. WASHINGTON BLVD. CRESCENT CITY, CA 95531  
office: 707- 464-2421

### **MINUTES OF THE CRESCENT FIRE PROTECTION DISTRICT BOARD OF DIRECTORS**

**REGULAR MEETING HELD  
NOVEMBER 13, 2023  
AT 5:00 P.M.**

**DIRECTORS PRESENT:**

Chairman Jim Nelson  
Vice Chairman Dave Short  
Director Rick Kelley  
Director Jim Erler  
Director Joe Gregorio

**ABSENT:**

**OTHERS PRESENT:**

Kevin Carey, Fire Chief  
Vanessa Duncan, Clerk of the Board

**ROLL CALL:**

Chairman Nelson called the meeting to order at 5:00 PM. The Pledge of Allegiance was led by Director Erler.

**PUBLIC PARTICIPATION**

No public comment at this time.

**CONSENT CALENDAR**

- 3.1** APPROVE MINUTES OF THE REGULAR MEETING OF AUGUST 2023
- 3.2** APPROVAL OF WARRANT CLAIMS FOR PERIOD COVERED AUGUST - OCTOBER 2023

On a motion by Vice Chair Short, seconded by Director Erler, motion carried unanimously 5/0; the Board of Directors approved the Consent Calendar.

## **NEW BUSINESS**

*Take action as necessary and appropriate.*

*NO NEW BUSINESS AT THIS TIME.*

## **OLD BUSINESS**

*Take action as necessary and appropriate.*

*NO OLD BUSINESS AT THIS TIME.*

## **CHIEF'S REPORT**

*Take action as necessary and appropriate.*

### UPDATE ON CURRENT MATTERS AND THOSE IN PROGRESS

#### **6.1** RESPONSES OCCURRED BETWEEN: 08/01/23 –10/31/23

Chief Carey reported on the calls for the months of August, September, and October. He mentioned the benefit of having new thermal imaging cameras on scene.

#### **6.2** SMITH RIVER COMPLEX FIRE

Chief Carey briefed the Board on the successful staffing the department provided for the Smith River Complex Fire. Chief Carey suggested using a portion of the revenue to create a program implementing a seasonal internship to help further staff engines when needed.

#### **6.3** CAL FIRE GRANT

Chief Carey reported on the recently awarded \$40,000 Cal Fire grant. It is a 50/50 grant, meaning both the City and the District will contribute approximately \$10,000 towards 12 sets of turnouts for our volunteer firefighters.

#### **6.4** SCBA

Chief Carey stated he has been researching the most suitable self-contained breathing apparatus (SCBA) for the department and has concluded that MSA will be the most fitting option.

#### **6.5** COOPER STATION

Chief Carey noted he's been discussing the various possibilities of how to properly utilize Cooper Station with members of the department. It was proposed to use Cooper Station as a training facility. Director Gregorio expressed interest in installing a fence around Cooper Station and digging a culvert to drain the overflow of water that collects towards the back of the station.

#### **6.6 SFM CLASSES – LONG TERM GOALS**

Chief Carey stated that he would like to continue with State Fire Marshal training, with upcoming classes in 2024. The Board conveyed their support in his continued education.

#### **6.7 VOLUNTEER AND STAFF UPDATE**

Chief Carey reported on the recent influx of volunteers. Director Gregorio expressed the need to outfit the new volunteers in proper uniform. Director Gregorio directed staff to research the possibility of a uniform allowance for the volunteers.

Chief Carey gave an update on the Career Captains and their recent three-month evaluations. He stated each Career Captain has different strengths and weaknesses, and together, the three Career Captains complement each other nicely.

Chief Carey also updated the Board on the vacant volunteer engineer positions and the four possible candidates that have just passed their exams.

#### **6.8 DEPARTMENT NEEDS**

Chief Carey informed the Board of the need to replace the heating system at Washington Station in the near future. Director Gregorio requested staff to present a comparison of utility bill expenses dating before the Career Captains started to present day.

Chief Carey also informed the Board of the current state of E-5137, which will likely need additional work.

### **BOARD COMMENTS**

The Board directed staff to take necessary measures to secure a benefit assessment oversight committee.

### **ADJOURNMENT**

There being no further business to come before the Board, Chairman Nelson adjourned the meeting at 5:47PM of the Crescent Fire Protection District Board of Directors to the next regularly scheduled meeting on December 11, 2023, at 5:00PM.

# CFPD CLAIMS LIST NOVEMBER - JANUARY FY 23/24

CLAIM ID	CLAIM DATE	VENDOR NAME	CLAIM AMOUNT	ACCOUNT	DESCRIPTION	GRAND TOTAL
442-3000	11/9/23	CRESCENT CITY WATER	\$ 62.10	20302	WATER - HUMBOLDT	\$ 62.10
442-3001	11/9/23	CRESCENT ACE HARDWARE	\$ 30.29	20140	TRASH BAGS FOR WASHINGTON	\$ 30.29
442-3002	11/9/23	CITY OF CRESCENT CITY	\$ 142,266.00	20234	1ST QTR. SERVICES	\$ 142,266.00
442-3003	11/9/23	CHARTER COMMUNICATIONS	\$ 203.83	20120	CABLE/INTERNET - WASHINGTON STATION	\$ 203.83
<b>TOTAL</b>						<b>\$ 142,562.22</b>
443-3004	11/16/23	DN SOLID WASTE MANAGEMENT	\$ 14.39	20140	TRASH FEE - OCTOBER	\$ 14.39
443-3005	11/16/23	MOR-JON INC.	\$ 28.21	20173	D-2 GOVERNOR FOR 5112	\$ 28.21
<b>TOTAL</b>						<b>\$ 42.60</b>
444-3006	11/30/23	ROSS JANITORIAL	\$ 340.00	20230	JANITORIAL SERVICES - NOV. 2023	\$ 340.00
444-3007	11/30/23	CRESCENT CITY WATER	\$ 192.29	20302	WATER - WASHINGTON	\$ 192.29
444-3007	11/30/23	CRESCENT CITY WATER	\$ 21.02	20302	WATER - COOPER	\$ 21.02
444-3008	11/30/23	CANON FINANCIAL SERVICES	\$ 166.71	20260	LEASE PAYMENT - COPIER	\$ 166.71
444-3009	11/30/23	PACIFIC POWER & LIGHT CO.	\$ 1,087.15	20300	POWER - COOPER & WASHINGTON	\$ 1,087.15
<b>TOTAL</b>						<b>\$ 1,807.17</b>
445-3010	12/8/23	RECOLOGY DEL NORTE	\$ 72.70	20140	TRASH FEE - NOVEMBER	\$ 72.70
445-3011	12/8/23	DN SOLID WASTE MANAGEMENT	\$ 104.38	20140	TRASH FEE - NOVEMBER	\$ 104.38
445-3012	12/8/23	MOR-JON INC.	\$ 28.21	20173	D-2 GOVERNOR FOR 5112	\$ 28.21
445-3013	12/8/23	BLUE STAR GAS	\$ 1,283.10	20297	FILL UP - WASHINGTON STATION	\$ 1,283.10
445-3014	12/8/23	CRESCENT WATER	\$ 62.11	20302	WATER - HUMBOLDT	\$ 62.11
445-3015	12/8/23	WOODS PLUMBING	\$ 170.31	20230	FIX TOILET AT WASHINGTON STATION	\$ 170.31
<b>TOTAL</b>						<b>\$ 1,720.81</b>
446-3016	12/14/23	US BANK	\$ 271.15	20290	OPERATOR 1A CLASS EXPENSE - FOOD	\$ 271.15
446-3016	12/14/23	US BANK	\$ 8.78	20290	OPERATOR 1A CLASS EXPENSE - FOOD	\$ 8.78
446-3016	12/14/23	US BANK	\$ 69.89	20173	NEW TAILLIGHT FOR #5173	\$ 69.89
<b>TOTAL</b>						<b>\$ 349.82</b>
447-3017	12/20/23	CRESCENT CITY WATER	\$ 22.49	20302	WATER - COOPER	\$ 22.49
447-3017	12/20/23	CRESCENT CITY WATER	\$ 229.66	20302	WATER - WASHINGTON	\$ 229.66
447-3018	12/20/23	CANON FINANCIAL SERVICES	\$ 444.65	20260	LEASE PAYMENT - COPIER	\$ 444.65
447-3019	12/20/23	CHARTER COMMUNICATIONS	\$ 203.83	20120	CABLE/INTERNET - WASHINGTON STATION	\$ 203.83
447-3020	12/20/23	CAL FIRE	\$ 2,380.00	20290	STATE CERTS FOR OPERATOR 1A	\$ 2,380.00
<b>TOTAL</b>						<b>\$ 3,280.63</b>
448-3021	1/5/24	RECOLOGY DEL NORTE	\$ 72.70	20140	TRASH FEE - DECEMBER	\$ 72.70
448-3022	1/5/24	PACIFIC POWER & LIGHT CO.	\$ 1,303.45	20300	POWER - COOPER & WASHINGTON	\$ 1,303.45
448-3023	1/5/24	CRESCENT CITY WATER	\$ 62.12	20302	WATER - HUMBOLDT	\$ 62.12
448-3024	1/5/24	CRESCENT ACE HARDWARE	\$ 9.73	20271	TOOLS FOR CHAINSAW STAND	\$ 9.73
448-3024	1/5/24	CRESCENT ACE HARDWARE	\$ 3.46	20271	TOOLS FOR CHAINSAW STAND	\$ 3.46
448-3024	1/5/24	CRESCENT ACE HARDWARE	\$ 18.76	20271	TOOLS FOR CHAINSAW STAND	\$ 18.76
448-3024	1/5/24	CRESCENT ACE HARDWARE	\$ 74.80	20140	DORM ROOM SUPPLIES	\$ 74.80
448-3025	1/5/24	ROSS JANITORIAL	\$ 340.00	20230	JANITORIAL SERVICES - DECEMBER 2023	\$ 340.00
448-3026	1/9/24	CITY OF CRESCENT CITY	\$ 93,653.00	20234	FIRE AGREEMENT ADJUSTMENTS FOR FY 23	\$ 93,653.00
<b>TOTAL</b>						<b>\$ 95,538.02</b>

PO# 258932

\*DUPLICATE - THERE

PO# 258933

PO# 258934

449-3027	1/11/24	CHARTER COMMUNICATIONS	\$	203.83	20120	CABLE/INTERNET - WASHINGTON STATION	\$	203.83	OCT. PAYMENT
449-3027	1/11/24	CHARTER COMMUNICATIONS	\$	203.83	20120	CABLE/INTERNET - WASHINGTON STATION	\$	203.83	
449-3028	1/11/24	DN SOLID WASTE MANAGEMENT	\$	55.51	20140	TRASH FEE - DECEMBER	\$	55.51	
449-3029	1/11/24	BLUE STAR GAS	\$	1,286.37	20301	FILL UP - WASHINGTON STATION	\$	1,286.37	
449-3030	1/11/24	CRESCENT ACE HARDWARE	\$	45.45	20140	NEW FLAG FOR WASHINGTON STATION	\$	45.45	
							<b>TOTAL</b>	<b>\$ 1,794.99</b>	
450-3031	1/26/24	CANON FINANCIAL SERVICES	\$	166.71	20260	LEASE PAYMENT - COPIER	\$	166.71	
450-3032	1/26/24	PACIFIC POWER & LIGHT CO.	\$	1,384.67	20300	POWER - COOPER & WASHINGTON	\$	1,384.67	
450-3033	1/26/24	CRESCENT ACE HARDWARE	\$	22.70	20140	CLEANING PRODUCTS - WASHINGTON	\$	22.70	
450-3034	1/26/24	RECOLOGY DEL NORTE	\$	72.70	20140	TRASH FEE - JANUARY	\$	72.70	
450-3035	1/26/24	BLUE STAR GAS	\$	1.00	20301	TANK RENTAL FEE - WASHINGTON	\$	1.00	
450-3035	1/26/24	BLUE STAR GAS	\$	79.00	20301	TANK RENTAL FEE - COOPER	\$	79.00	
450-3036	1/26/24	ROSS JANITORIAL	\$	340.00	20230	JANITORIAL SERVICES - JANUARY 2024	\$	340.00	PO# 258935
450-3037	1/26/24	DEL NORTE TIRE SERVICE	\$	4,060.98	20173	NEW TIRES FOR 5159	\$	4,060.98	PO# 258936
450-3038	1/26/24	GOLDEN STATE EMERGENCY VEH.	\$	140.74	20173	FUEL SENDER 5172	\$	140.74	
450-3038	1/26/24	GOLDEN STATE EMERGENCY VEH.	\$	2,645.67	20173	WINDSHIELD GASKET/WINDSHIELD/FUEL TANI	\$	2,645.67	
450-3039	1/26/24	CRESCENT CITY WATER	\$	44.98	20302	WATER - COOPER	\$	44.98	
450-3039	1/26/24	CRESCENT CITY WATER	\$	188.94	20302	WATER - WASHINGTON	\$	188.94	
							<b>TOTAL</b>	<b>\$ 9,148.09</b>	

## STAFF REPORT – **APPROVE SALARY CHANGES FOR FIRE CHIEF**

### RECOMMENDATION

1. Receive staff report and presentation
2. Take public comment
3. Board Discussion
4. **APPROVE A LETTER TO THE CITY COUNCIL APPROVING PROPOSED SALARY CHANGES FOR THE FIRE CHIEF POSITION**

In recent years, there has been a national trend of declining interest in firefighting careers, resulting in recruitment challenges for fire departments across the country. Offering an attractive salary package for the Fire Chief position is crucial to overcoming these recruitment hurdles and maintaining a robust leadership team.

The Fire Chief plays a critical role in ensuring public safety and managing emergency response services. The position requires extensive experience, expertise, and leadership skills. A competitive salary is essential to acknowledge the level of responsibility and expertise demanded by the role.

Furthermore, investing in competitive salaries for key leadership positions such as the Fire Chief can yield long-term benefits in terms of operational efficiency, effectiveness, and community safety.

The Fire Department City/District 2x2 Committee met on January 11, 2024, and discussed the potential increase to the Fire Chief salary scale. After thorough analysis and consideration, the 2x2 recommended increasing the Fire Chief Salary to be more competitive with the market, while also considering this position is required to have the certifications and perform the duties of Fire Marshall and Fire Plans Examiner for the District and the City. The proposed existing salary range is \$98,497 to \$123,484. The proposed range is \$121,243 to \$152,000.

The Fire Chief is a contract position for the City providing service to the District through the Emergency and Fire Response Services Agreement. The action for the District Board consideration is to approve sending the attached letter to the City Council supporting the increased salary range to help ensure retention and competitiveness in the market for future recruitments for this essential position. If approved by the City Council at the February 20, 2024 Council meeting the changes to the salary would take effect on February 25, 2024.

### FISCAL IMPACT

The fiscal impact for the District for the remainder of this fiscal year (February 25, 2024 - June 30, 2024) is estimated to be an increase of \$7,185, and the annual increase is

estimated at \$20,757. Attached is a full breakdown of the wages and benefit increases of this proposed change.

#### ATTACHMENTS

1. Cost breakdown of proposed changes to Fire Chief salary
2. District Board's approval letter

Fire Chief salary change

	Current	Proposed	Annual Increase
Annual salary	123,484	152,000	28,516
Admin leave paid out (80 hours)	4,749	5,846	1,097
Floating holiday paid out (16 hours)	950	1,169	219
Extra duty pay	2,800	2,800	-
Total wages	131,983	161,815	29,832
PERS	24,635	30,324	5,689
Medicare	1,914	2,346	433
Workers comp	9,814	12,033	2,218
Retiree benefits	2,772	3,398	626
Health benefits	28,832	28,832	-
Total cost	199,950	238,748	38,798

Annual increase	38,798
Half of increase	19,399
Admin charge	1,358
District annual increase	20,757

Increase 2/25/24 - 6/30/24	13,430
Half of increase	6,715
Admin charge	470
District increase FY24	7,185

	Current	Proposed
Salary range min	98,497	121,243
Salary range max	123,484	152,000
Range	24,987	30,757
Range as % of min	25.4%	25.4%



## **CRESCENT FIRE PROTECTION DISTRICT**

255 W. WASHINGTON BLVD. CRESCENT CITY, CA 95531  
office: 707- 464-2421

February 12, 2024

Members of the City Council  
377 J Street  
Crescent City, CA 95531

**RE: Fire Chief Salary Changes**

Dear Mayor Inscore and Members of the City Council,

The Emergency and Fire Response Services Agreement between the City and the District provides for the sharing of costs for a variety of services, including personnel. The City Council, Fire District Board, and the Fire Department City/District 2X2 Committee all have a united goal to retain and be able to recruit personnel with the highest level of job-based knowledge.

The Fire Department City/District 2x2 Committee met on January 11, 2024, and unanimously recommended an increase to the Fire Chief salary range. With increased responsibilities, additional training requirements, inflation, cost of living adjustments, and to remain competitive with salaries offered in neighboring counties – it is important that the pay scale of the Fire Chief is reevaluated in order to retain qualified candidates. It is crucial to have a Fire Chief who ensures the safety and well-being of both the department's personnel and the community it serves. This action will demonstrate commitment to retaining the Fire Chief and fostering long-term success and satisfaction within the organization by conducting periodic salary reviews, encouraging opportunity for professional development, maintaining a supportive work environment, and recognizing the demanding nature of the Fire Chief's role.

As such, and in support of the City and District Fire 2x2 committee recommendation, the Crescent Fire Protection District Board of Directors is requesting the City increase the Fire Chief Salary Range to \$121,243 – \$152,000.

Sincerely,

---

Chairman Nelson,  
Crescent Fire Protection District Board of Directors

# Crescent City Fire & Rescue

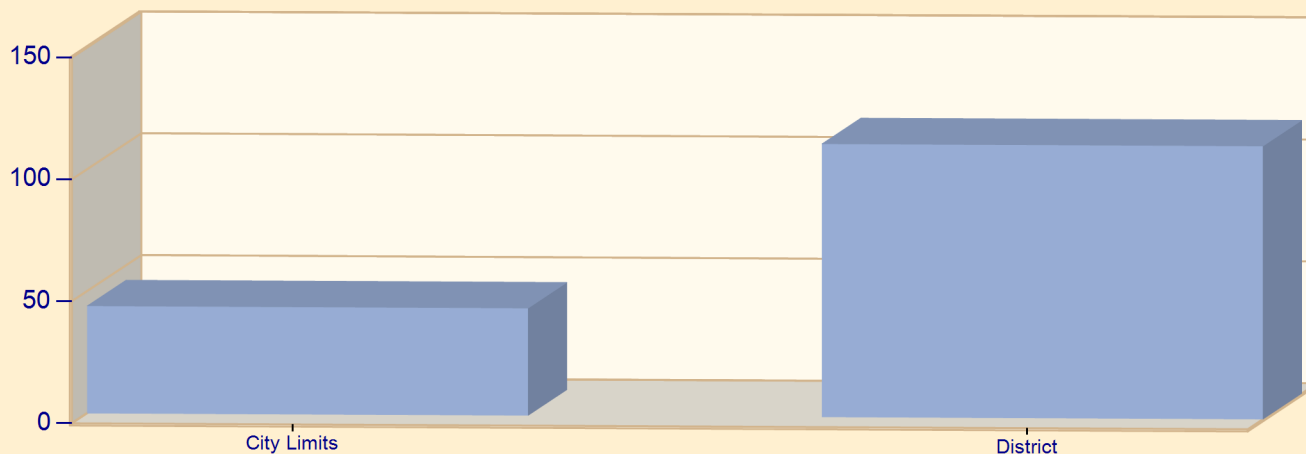
Crescent City, CA

This report was generated on 2/7/2024 4:49:07 PM



## Incident Type Count per Zone for Date Range

Start Date: 11/01/2023 | End Date: 11/30/2023



ZONES	INCIDENT TYPE	COUNT
<b>City Limits - City Limits</b>		
	118 - Trash or rubbish fire, contained	1
	131 - Passenger vehicle fire	1
	311 - Medical assist, assist EMS crew	16
	324 - Motor vehicle accident with no injuries.	2
	411 - Gasoline or other flammable liquid spill	1
	412 - Gas leak (natural gas or LPG)	1
	440 - Electrical wiring/equipment problem, other	3
	561 - Unauthorized burning	1
	611 - Dispatched & cancelled en route	8
	622 - No incident found on arrival at dispatch address	1
	650 - Steam, other gas mistaken for smoke, other	1
	651 - Smoke scare, odor of smoke	1
	712 - Direct tie to FD, malicious false alarm	1
	733 - Smoke detector activation due to malfunction	1
	735 - Alarm system sounded due to malfunction	1
	743 - Smoke detector activation, no fire - unintentional	2
	814 - Lightning strike (no fire)	2
	<i>Total Incidents for City Limits - City Limits:</i>	<b>44</b>
<b>District - District</b>		
	113 - Cooking fire, confined to container	1

Zone information is defined on the Basic Info 3 screen of an incident.  
Only REVIEWED incidents included.



emergencyreporting.com

Doc Id: 1404

Page # 1 of 2

ZONES	INCIDENT TYPE	COUNT
	118 - Trash or rubbish fire, contained	8
	122 - Fire in motor home, camper, recreational vehicle	1
	131 - Passenger vehicle fire	3
	137 - Camper or recreational vehicle (RV) fire	1
	311 - Medical assist, assist EMS crew	57
	322 - Motor vehicle accident with injuries	3
	323 - Motor vehicle/pedestrian accident (MV Ped)	1
	324 - Motor vehicle accident with no injuries.	6
	352 - Extrication of victim(s) from vehicle	2
	354 - Trench/below-grade rescue	1
	411 - Gasoline or other flammable liquid spill	1
	444 - Power line down	1
	445 - Arcing, shorted electrical equipment	1
	463 - Vehicle accident, general cleanup	1
	561 - Unauthorized burning	6
	611 - Dispatched & cancelled en route	9
	631 - Authorized controlled burning	1
	661 - EMS call, party transported by non-fire agency	1
	733 - Smoke detector activation due to malfunction	1
	736 - CO detector activation due to malfunction	1
	743 - Smoke detector activation, no fire - unintentional	3
	745 - Alarm system activation, no fire - unintentional	1
	746 - Carbon monoxide detector activation, no CO	1
	<i>Total Incidents for District - District:</i>	112
<b>Total Count for all Zone:</b>		<b>156</b>

Zone information is defined on the Basic Info 3 screen of an incident.  
Only REVIEWED incidents included.



# Crescent City Fire & Rescue

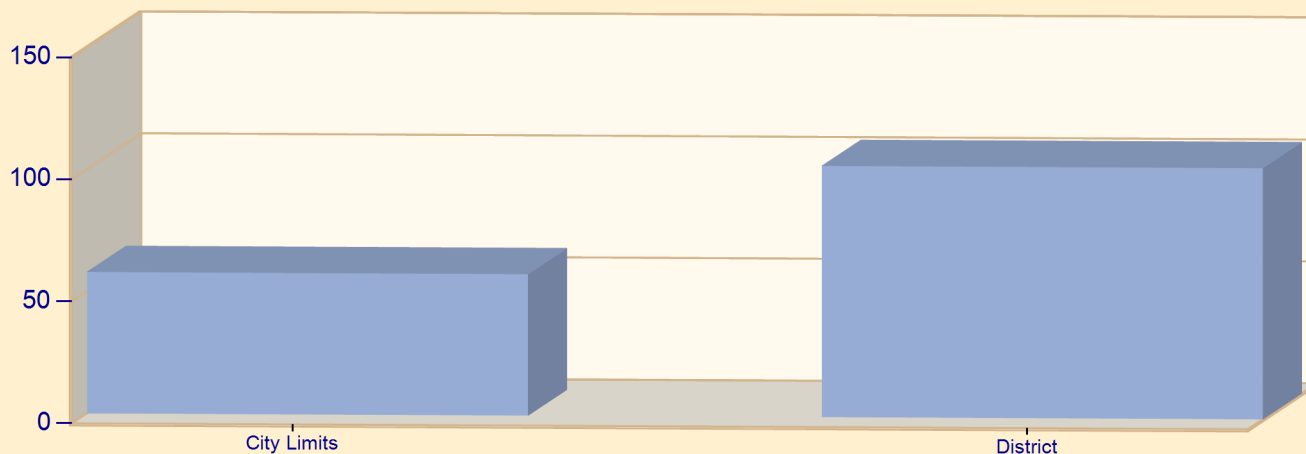
Crescent City, CA

This report was generated on 2/7/2024 4:49:28 PM



## Incident Type Count per Zone for Date Range

Start Date: 12/01/2023 | End Date: 12/31/2023



ZONES	INCIDENT TYPE	COUNT
<b>City Limits - City Limits</b>		
	100 - Fire, other	1
	151 - Outside rubbish, trash or waste fire	1
	243 - Fireworks explosion (no fire)	1
	311 - Medical assist, assist EMS crew	27
	412 - Gas leak (natural gas or LPG)	2
	440 - Electrical wiring/equipment problem, other	1
	442 - Overheated motor	1
	444 - Power line down	2
	561 - Unauthorized burning	2
	611 - Dispatched & cancelled en route	12
	622 - No incident found on arrival at dispatch address	3
	631 - Authorized controlled burning	1
	700 - False alarm or false call, other	2
	733 - Smoke detector activation due to malfunction	1
	735 - Alarm system sounded due to malfunction	1
	<i>Total Incidents for City Limits - City Limits:</i>	<b>58</b>
<b>District - District</b>		
	100 - Fire, other	1
	111 - Building fire	2
	112 - Fires in structure other than in a building	1

Zone information is defined on the Basic Info 3 screen of an incident.  
Only REVIEWED incidents included.



emergencyreporting.com

Doc Id: 1404

Page # 1 of 2

ZONES	INCIDENT TYPE	COUNT
	114 - Chimney or flue fire, confined to chimney or flue	1
	121 - Fire in mobile home used as fixed residence	1
	122 - Fire in motor home, camper, recreational vehicle	2
	140 - Natural vegetation fire, other	1
	151 - Outside rubbish, trash or waste fire	1
	311 - Medical assist, assist EMS crew	54
	322 - Motor vehicle accident with injuries	2
	324 - Motor vehicle accident with no injuries.	3
	353 - Removal of victim(s) from stalled elevator	1
	412 - Gas leak (natural gas or LPG)	1
	424 - Carbon monoxide incident	2
	440 - Electrical wiring/equipment problem, other	1
	444 - Power line down	1
	551 - Assist police or other governmental agency	1
	561 - Unauthorized burning	4
	611 - Dispatched & cancelled en route	13
	622 - No incident found on arrival at dispatch address	3
	631 - Authorized controlled burning	1
	733 - Smoke detector activation due to malfunction	1
	735 - Alarm system sounded due to malfunction	1
	743 - Smoke detector activation, no fire - unintentional	1
	745 - Alarm system activation, no fire - unintentional	3
	<i>Total Incidents for District - District:</i>	103
<b>Total Count for all Zone:</b>		<b>161</b>

Zone information is defined on the Basic Info 3 screen of an incident.  
Only REVIEWED incidents included.



# Crescent City Fire & Rescue

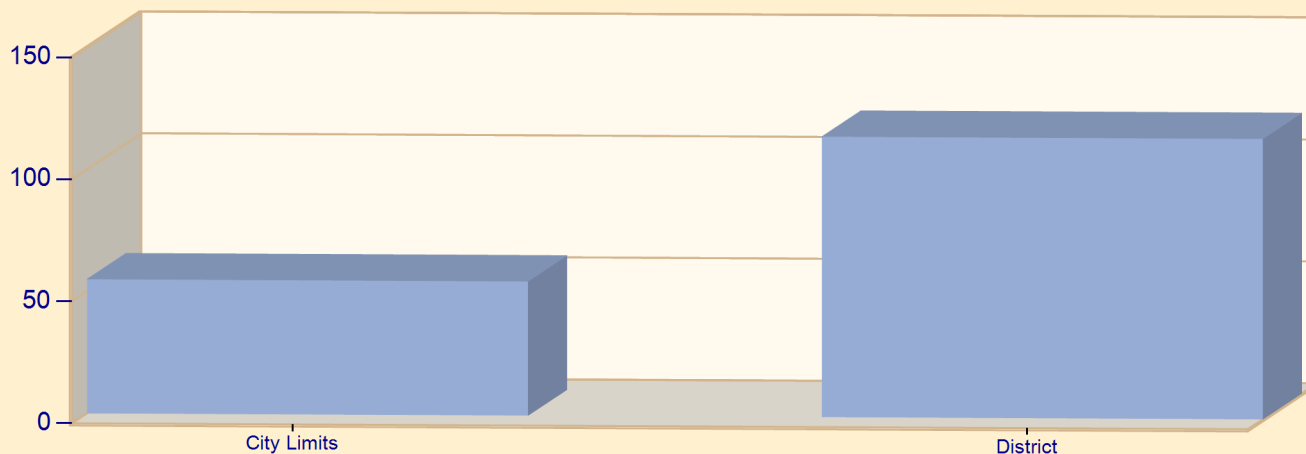
Crescent City, CA

This report was generated on 2/7/2024 4:49:46 PM



## Incident Type Count per Zone for Date Range

Start Date: 01/01/2024 | End Date: 01/31/2024



ZONES	INCIDENT TYPE	COUNT
<b>City Limits - City Limits</b>		
	111 - Building fire	1
	141 - Forest, woods or wildland fire	1
	151 - Outside rubbish, trash or waste fire	1
	311 - Medical assist, assist EMS crew	33
	324 - Motor vehicle accident with no injuries.	2
	352 - Extrication of victim(s) from vehicle	1
	444 - Power line down	5
	553 - Public service	1
	561 - Unauthorized burning	1
	611 - Dispatched & cancelled en route	7
	622 - No incident found on arrival at dispatch address	1
	651 - Smoke scare, odor of smoke	1
	<i>Total Incidents for City Limits - City Limits:</i>	<b>55</b>
<b>District - District</b>		
	111 - Building fire	2
	118 - Trash or rubbish fire, contained	1
	131 - Passenger vehicle fire	1
	137 - Camper or recreational vehicle (RV) fire	3
	311 - Medical assist, assist EMS crew	71
	322 - Motor vehicle accident with injuries	3

Zone information is defined on the Basic Info 3 screen of an incident.  
Only REVIEWED incidents included.



emergencyreporting.com

Doc Id: 1404

Page # 1 of 2

ZONES	INCIDENT TYPE	COUNT
	324 - Motor vehicle accident with no injuries.	1
	440 - Electrical wiring/equipment problem, other	1
	444 - Power line down	2
	445 - Arcing, shorted electrical equipment	2
	561 - Unauthorized burning	1
	611 - Dispatched & cancelled en route	16
	622 - No incident found on arrival at dispatch address	6
	631 - Authorized controlled burning	1
	735 - Alarm system sounded due to malfunction	2
	736 - CO detector activation due to malfunction	2
	<i>Total Incidents for District - District:</i>	115
<b>Total Count for all Zone:</b>		<b>170</b>

Zone information is defined on the Basic Info 3 screen of an incident.  
Only REVIEWED incidents included.

